



design: R&D

A2 - 65
A2 - E

LAM32
IDEASBECOMINGLIGHT

The smoothing and painting system is designed for recessed flush installation on plasterboard ceilings and walls corners. Luminaire designed for recessed installation on false ceilings using appropriate accessories. Suitable for LED sources of different powers, its body is made of anodized extruded aluminum, fulfilled with a special opal resin, resistant to UV rays, to ensure the maximum level of performance, visual comfort and cleanness over time. Closing end caps are made of anodized aluminum. The luminaires are supplied with rear cable output. It is equipped with a 19.7" long cable for connection to the 24VDC power supply line. 24VDC Electronic driver to be ordered as an accessory.

designplan® 

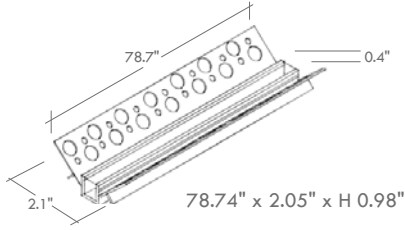
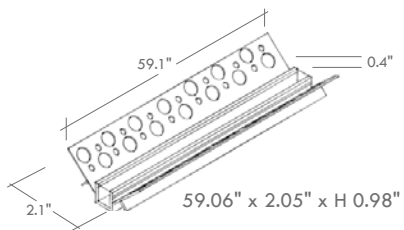
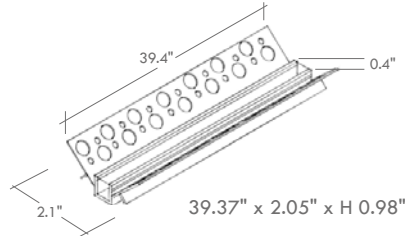
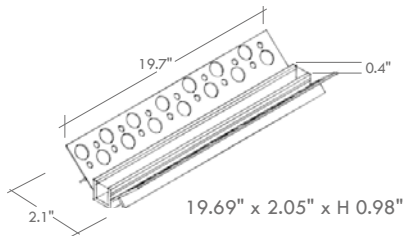
79 Trenton Avenue
Frenchtown, NJ 08825

www.designplan.com

Tel: (908) 996-7710
Fax: (908) 996-7042

A2- 65

TECHNICAL DRAWING



name	dimension	code	lamp	lumens		
				2700K	3000K	4000K
A2-65	19.69"	LM04.104548.US	LED 7.2W	509	535	557
A2-65	39.37"	LM04.104549.US	LED 14.4W	1017	1070	1114
A2-65	59.06"	LM04.104550.US	LED 21.6W	1526	1605	1671
A2-65	78.74"	LM04.104551.US	LED 28.8W	2034	2140	2228

ACCESSORIES

code



LM20.104556 Closing end cap

EXAMPLE OF CODE COMPOSITION

Electronic driver and connection systems
24VDC to be ordered separately.
Control Electronics, iSmart CV, iColor CV
or iDimm CV, to be ordered as accessory.

LM04.104548.03.DI.BP.P

CODE

FINISH

LIGHT BEAM

LED COLOR

CABLE OUTPUT

FINISH

color code

.03 / anodized aluminum

Light beam

.DI diffused


code	LED Color	power/3.3 ft	lumens/3.3 ft
.BC	2700K	14.4W	1017
.BP	3000K	14.4W	1070
.BF	4000K	14.4W	1114

Cable exit

.P rear

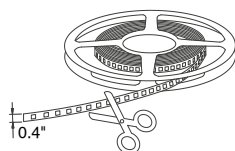


Cable Out - Rear

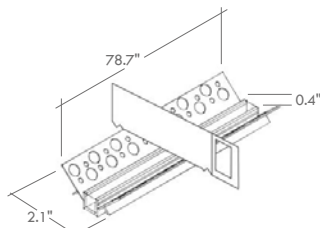


A2 - E

TECHNICAL DRAWING



196.9" x 0.3"



78.74" x 2.05" x H 0.98"

name	dimension	code	IP rating	lamp	lumens		
					2700K	3000K	4000K
LED CIRCUIT REEL	196.85"	LM30.104543.US	IP20	14.4 W/3.28 ft	1017	1070	1114
A2 - E	78.74"	LM30.104553.US	IP40				

ACCESSORIES

code



LM20.104556 Closing end cap

EXAMPLE OF CODE COMPOSITION LED CIRCUIT

Electronic driver and connection systems 24VDC to be ordered separately. Control Electronics, iSmart CV, iColor CV or iDimm CV, to be ordered as accessory.

LM30.103543.DP.BP.20



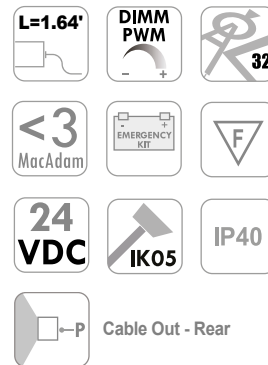
CODE | LIGHT BEAM | LED COLOR | POWER PER 3.28' (1m)

Light beam

LED	Color	lm/3.28 ft	LED/3.28ft	Cut
.DP	perpendicular diffused			
.BC	2700K	1017	350	0.79"
.BP	3000K	1070	350	0.79"
.BF	4000K	1114	350	0.79"
LED circuit power				
.15	14.4W/3.28 ft (1m)			

FINISH

color	code
	.03 / anodized aluminum



SYMBOLS

Available configurations



Luminaire available in RGB version (only for versions with a min. of 3 lamps or LED versions).



Luminaire available in CTC version (color temperature control, only for versions with a min. of 3 lamps or LED versions).



Luminaire has possibility to be dimmed.



Luminaire has possibility to be dimmed 0/10.



Luminaire has possibility to be dimmed DALI.



Luminaire has possibility to be dimmed PWM.



Luminaire available with induction sound diffusion system.



Luminaire available with internal Wi-Fi Router for the diffusion of any kind of wireless signal in the surrounding space.



Emergency Kit



Luminaire customizable (with feasibility to be checked).
Changes on request:
-RAL finish
-size
-communication technology (integrated DALI, WIFI or AUDIO)



Luminaire available, on request, in RGB version (only for LED versions or with a minimum of 3 lamps).



Luminaire available, on request, in CTC version (color temperature control, only for versions with a min. of 3 lamps or LED versions).



Luminaire available, on request, in dimmable version.



Luminaire available, on request, with microprismatic screen for high visual comfort.



Water Stop protection

IP Protection degree code

1st DIGIT – Protection against solid bodies

IP1... Protection against solid bodies $\geq 1.97''$
IP2... Protection against solid bodies $\geq 0.47''$
IP3... Protection against solid bodies $\geq 0.10''$
IP4... Protection against solid bodies $\geq 0.04''$
IP5... Protection against dust
IP6... Total protection against dust

2nd DIGIT – Protection against water

IP...1 Protection against vertically falling drops
IP...2 Protection against vertically falling drops with a tilt angle up to 15°
IP...3 Protection against sprays of water up to 60° from devertical
IP...4 Protection against water spray from all directions
IP...5 Protection against water jets
IP...6 Protection against powerful water jets
IP...7 Protection against temporary immersion up to $30'$ under $3.28'$ of water
IP...8 Protection against continuous immersion under $3.28'$ of water

Power supply type



Certificates and requirements



The luminaire can be installed on normally flammable surfaces.



ISO 9001



Macadam Ellipse.



Static load resistance.



Length of supplied power cable.



Cable Output
L= Side
P= Rear
T= Head



Protection against sudden changes in voltage.



Reverse polarity protection.



Luminaire rotation on vertical axis.



Luminaire inclination on horizontal axis.



Type of light emission.

Shock resistance



IK00 No protection

IK01 0.15 J

IK02 0.20 J

IK03 0.35 J

IK04 0.50 J

IK05 0.70 J

IK06 1.00 J

IK07 2.00 J

IK08 5.00 J

IK09 10.00 J

IK10 20.00 J

General Conditions

Wattage and lumens indicated in this catalogue are referred to the LED sources.