

# A3-65 and A3-E

A3-65 and A3-E are recessed linear profiles designed for flush installation on plasterboard ceilings and wall edges. A3-65 is IP65-rated and comes in 4 standard pre-cut lengths, while A3-E is IP40-rated and custom cuttable in the field. Both are anodized aluminum with diffused optics and available in 3 color temperatures. Can be used on false ceilings with appropriate accessories.



Fixture Dimensions - See page 2

## TECHNICAL DATA

<b>Wattage</b>	14.4W per 3.28 ft (1 m)
<b>Power Supply</b>	Remote, not included. Consult Factory.
<b>Construction</b>	Body: Anodized Aluminum Cable Length: 1.64' (connected at rear)
<b>CCT</b>	2700K, 3000K, 4000K
<b>Delivered Lumens</b>	1070 lm per 3.28' (3000K)
<b>Efficacy</b>	74.3 lm/W per 3.28" (3000K)
<b>Optics</b>	Diffuse
<b>Finishes</b>	Anodized Aluminum
<b>Fixture Dimensions</b>	19.7", 39.4", 59.1", 78.7" l x 2.1" w x 1.0" h (A3-65) 196.9" maximum length x 2.1" w x 1.0" h (A3-E)
<b>Aperature</b>	0.4" x length
<b>Color Consistency</b>	<3-Step MacAdam
<b>IP Rating</b>	IP65 (A3-65) IP40 (A3-E)
<b>Impact Resistance</b>	IK08

## ORDERING INFORMATION

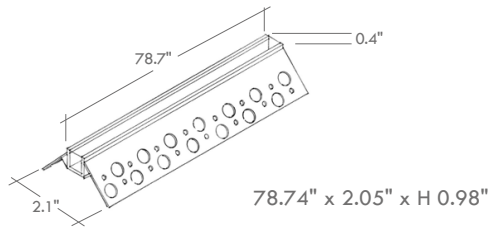
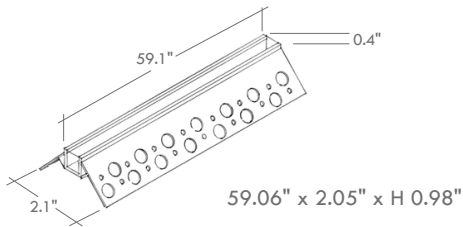
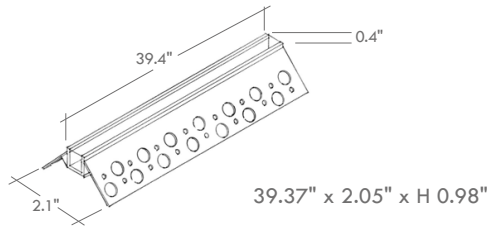
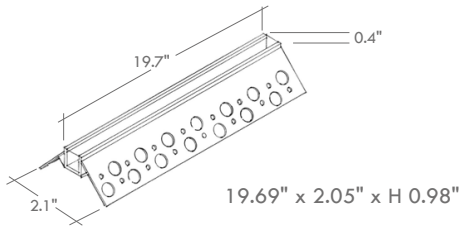
Example: LM04.104559.US.03.DI.BPP. Accessories / Power Supplies ordered separately.

	03			
<b>Model No.</b>	<b>Finish</b>	<b>Optic</b>	<b>CCT</b>	<b>Cable Exit</b>
LM04.104559.US (19.7" length)	03 - Anodized Aluminum	DI - Diffuse	BC - 2700K	P - Rear Exit
LM04.104560.US (39.4" length)			BP - 3000K	
LM04.104561.US (59.1" length)		DP - Perpendicular Diffuse	BF - 4000K	<b>Circuit Power</b> 15 - 14.4W/3.28 ft
LM04.104562.US (78.7" length)				
LM30.104543.US (LED Circuit Reel) <i>Profile housing sold separately and can be found under installation accessories on page 2</i>				

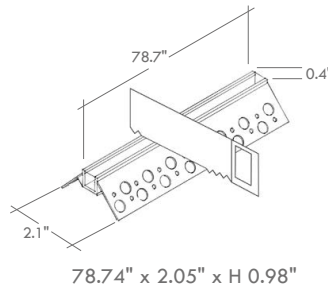
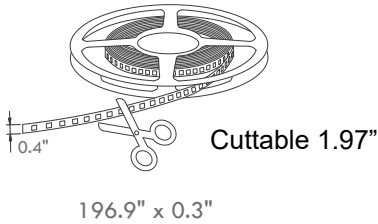
Job Name/Date:

Fixture Type Designation:

## FIXTURE DIMENSIONS - A3-65 (Complete Fixtures with LEDs) Standard Lengths



## FIXTURE DIMENSIONS - A3-E (Empty Fixture, Field Cuttable - LED Strip Sold Separately) Custom Cuttable



## ACCESSORIES - Installation



**SOLD INDIVIDUALLY**  
Order 2 per fixture

**LM20.104567**  
Closing end cap



**LM30.104564.US**  
(78.7" length)  
Housing for Custom Cuttable

Job Name/Date:

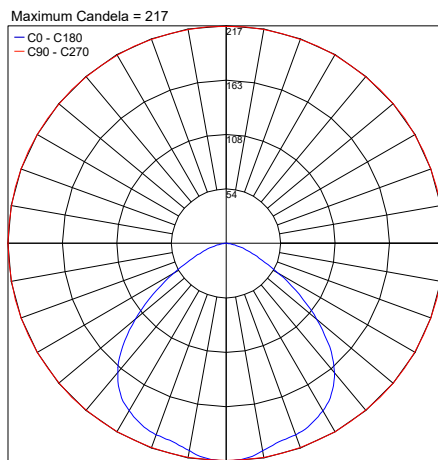
Fixture Type Designation:

## SUGGESTED POWER SUPPLIES

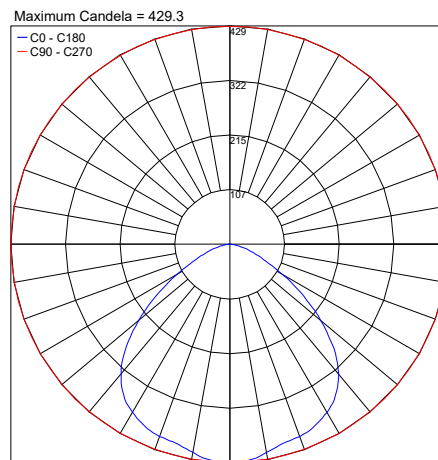
Consult Factory

## PHOTOMETRIC DATA

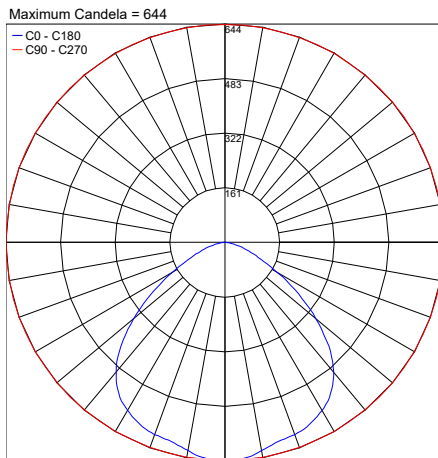
Note: All photometric data is 3000K



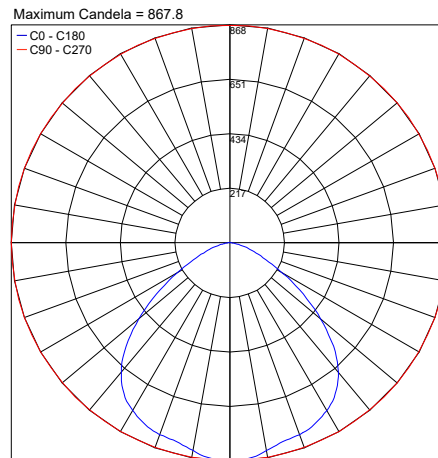
PHOTOMETRIC FILENAME : A3-65 LM04.104559.03.DI.B.P.P L19.7IN.IES



PHOTOMETRIC FILENAME : A3-65 LM04.104560.03.DI.B.P.P L39.4IN.IES



PHOTOMETRIC FILENAME : A3-65 LM04.104561.03.DI.B.P.P L59.1IN.IES



PHOTOMETRIC FILENAME : A3-65 LM04.104562.03.DI.B.P.P L78.7IN.IES

Job Name/Date:

Fixture Type Designation: