

A3-65 and A3-E

A3-65 and A3-E are recessed linear profiles designed for flush installation on plasterboard ceilings and wall edges. A3-65 is IP65-rated and comes in 4 standard pre-cut lengths, while A3-E is IP40-rated and custom cuttable in the field. Both are anodized aluminum with diffused optics and available in 3 color temperatures. Can be used on false ceilings with appropriate accessories.



Fixture Dimensions - See page 2

TECHNICAL DATA

Wattage	14.4W per 3.28 ft (1 m)
Power Supply	Remote, not included. Consult Factory.
Construction	Body: Anodized Aluminum Cable Length: 1.64' (connected at rear)
CCT	2700K, 3000K, 4000K
Delivered Lumens	1070 lm per 3.28' (3000K)
Efficacy	74.3 lm/W per 3.28" (3000K)
Optics	Diffuse
Finishes	Anodized Aluminum
Fixture Dimensions	19.7", 39.4", 59.1", 78.7" l x 2.1" w x 1.0" h (A3-65) 196.9" maximum length x 2.1" w x 1.0" h (A3-E)
Aperature	0.4" x length
Color Consistency	<3-Step MacAdam
IP Rating	IP65 (A3-65) IP40 (A3-E)
Impact Resistance	IK08

ORDERING INFORMATION

Example: LM04.104559.US.03.DI.BP.P. Accessories / Power Supplies ordered separately.

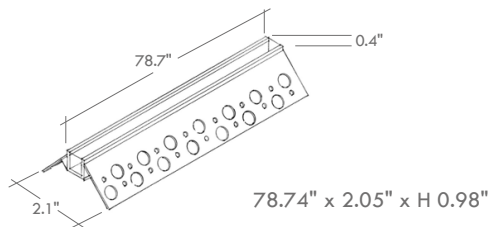
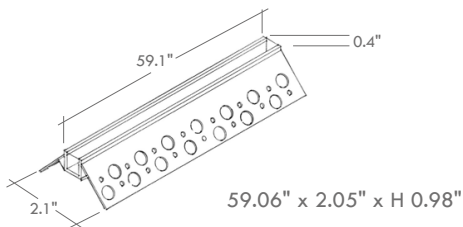
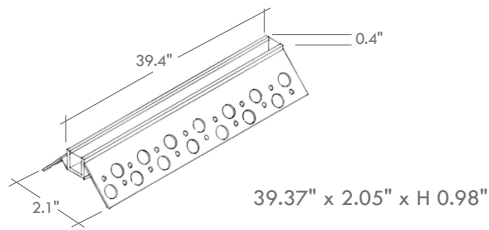
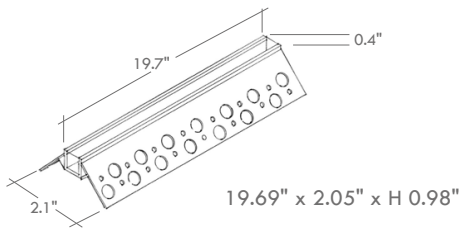
	03			
Model No. LM04.104559.US (19.7" length) LM04.104560.US (39.4" length) LM04.104561.US (59.1" length) LM04.104562.US (78.7" length) LM30.104543.US (LED Circuit Reel) <i>Profile housing sold separately and can be found under installation accessories on page 2</i>	Finish 03 - Anodized Aluminum	Optic DI - Diffuse DP - Perpendicular Diffuse	CCT BC - 2700K BP - 3000K BF - 4000K	Cable Exit P - Rear Exit Circuit Power 15 - 14.4W/3.28 ft

Job Name/Date:

Fixture Type Designation:

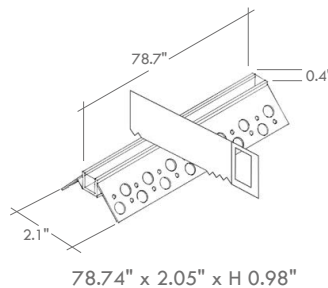
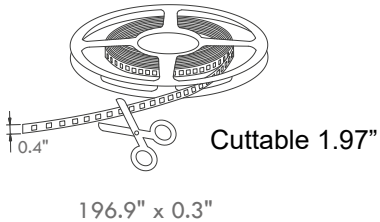
FIXTURE DIMENSIONS - A3-65 (Complete Fixtures with LEDs)

Standard Lengths



FIXTURE DIMENSIONS - A3-E (Empty Fixture, Field Cuttable - LED Strip Sold Separately)

Custom Cuttable



ACCESSORIES - Installation



SOLD INDIVIDUALLY
Order 2 per fixture

LM20.104567

Closing end cap



LM30.104564.US

(78.7" length)

Housing for Custom Cuttable

Job Name/Date:

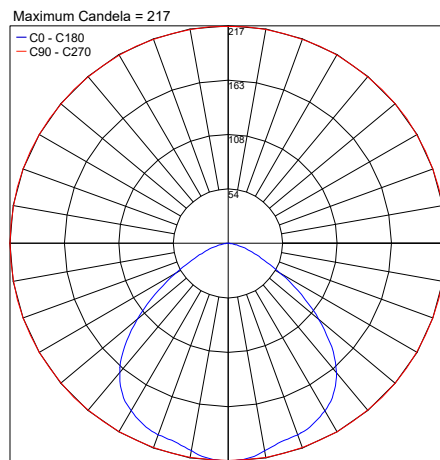
Fixture Type Designation:

SUGGESTED POWER SUPPLIES

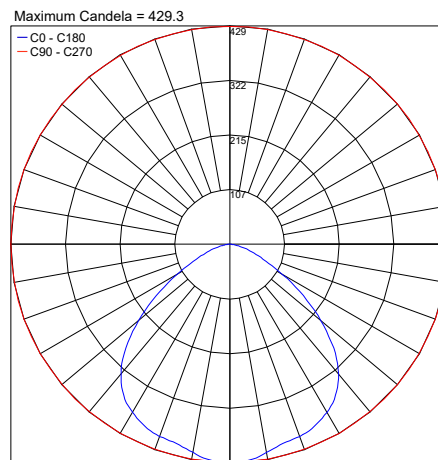
Consult Factory

PHOTOMETRIC DATA

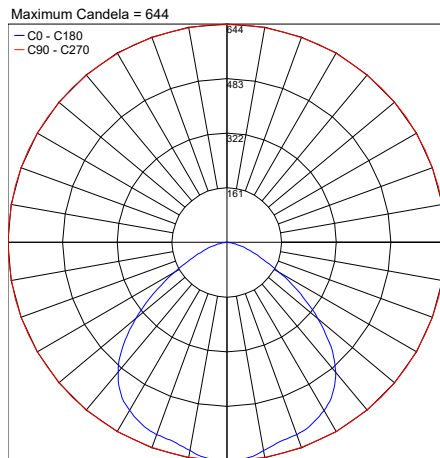
Note: All photometric data is 3000K



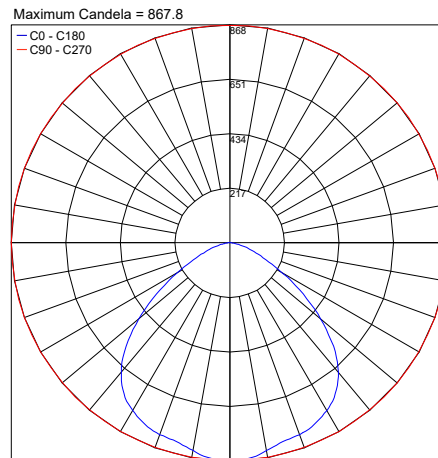
PHOTOMETRIC FILENAME : A3-65 LM04.104559.03.DI.BP.P L19.7IN.IES



PHOTOMETRIC FILENAME : A3-65 LM04.104560.03.DI.BP.P L39.4IN.IES



PHOTOMETRIC FILENAME : A3-65 LM04.104561.03.DI.BP.P L59.1IN.IES



PHOTOMETRIC FILENAME : A3-65 LM04.104562.03.DI.BP.P L78.7IN.IES

Job Name/Date:

Fixture Type Designation: