

# AKRO 1.1

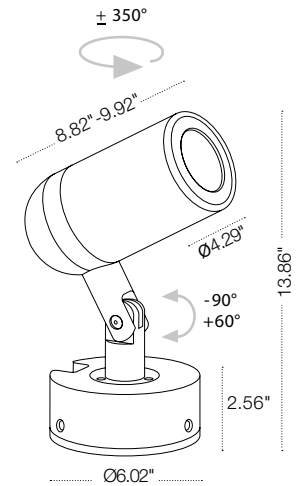
Akro is a versatile outdoor gobo floodlight with an anodized aluminum body housing a system of optics which allows a manual variation of the zoom and variable beam widths (13°—32° or 16°—42°). It comes in 3 standard color temperatures and multiple filter combinations such as elliptical, diffusion, dichroic and color temperature conversion.



## TECHNICAL DATA

<b>Wattage / Input</b>	43W (120VAC)
<b>Power Supply</b>	Integral
<b>Construction</b>	Body: Anodized Aluminum Alloy EN AW 6082 Lens: Tempered, Extra-Clear Glass
<b>CCT</b>	2700K, 3000K, 4000K
<b>CRI</b>	>80, >90
<b>Lumens at Source</b>	3260 lm (3000K, CRI 80) 2610 lm (3000K, CRI 90)
<b>Efficacy</b>	75.8 lm/W (3000K, CRI 80) 60.7 lm/W (3000K, CRI 90)
<b>Optics</b>	2 Optical Ranges (see below)
<b>Finishes</b>	Black Anodized Aluminum
<b>Fixture Dimensions</b>	Ø4.29" x 11.42" h
<b>Fixture Weight</b>	12.35 lbs
<b>LED Source</b>	1 COB High Intensity Power LED
<b>Lumen Maintenance</b>	L80 >50,000hrs (Ta 25°C)
<b>Color Consistency</b>	3-Step MacAdam
<b>Operating Temp.</b>	-4°F to +113°F
<b>IP Rating</b>	IP66
<b>Impact Rating</b>	IK06

Fixture Dimensions



## ORDERING INFORMATION

Example: AK11101FR1N. Accessories ordered separately.

AK1110				N
Model No.	CRI	CCT	Optics	Finish
AK1110	0 - 80 CRI 1 - 90 CRI	F - 2700K 5 - 3000K 9 - 4000K	R1 - 13° - 32° R2 - 16° - 42°	N - Black

Job Name/Date:

Fixture Type Designation:

## ACCESSORIES Installation



**WE0300**  
Extractor for IP66 cartridge

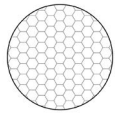


**WR0100**  
Mock-up cartridge  
**FILTERS NOT INCLUDED**  
*See Below*



**WE0301**  
Accessory for positioning filters

## ACCESSORIES Anti-Glare



**WH0506**  
Honeycomb Louvre



**WB1101N**  
Standard Snoot




**WB1102N**  
Asymmetric Snoot




**WB1103N**  
Barn doors

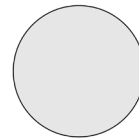
## ACCESSORIES Filters



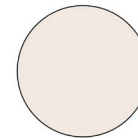
**WR0001**  
Dichroic filter - red




**WR0002**  
Dichroic filter - green




**WR0010**  
Optical filter - diffusion




**WR0030**  
Color temperature conversion filter -  
warm white light



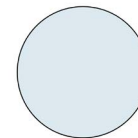
**WR0003**  
Dichroic filter - blue



**WR0004**  
Dichroic filter - orange



**WR0020**  
Optical filter - elliptical



**WR0031**  
Color temperature conversion filter -  
cold white light

Job Name/Date:

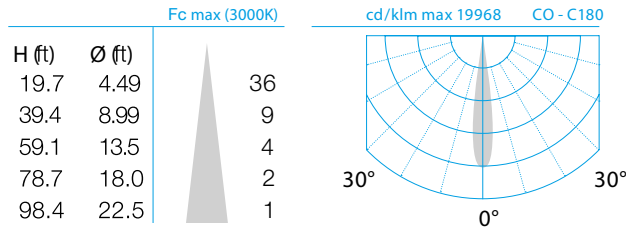
Fixture Type Designation:

## PHOTOMETRIC DATA

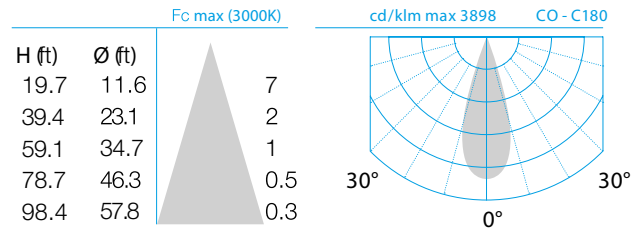
Note all Photometry is 3000K

### CRI 80

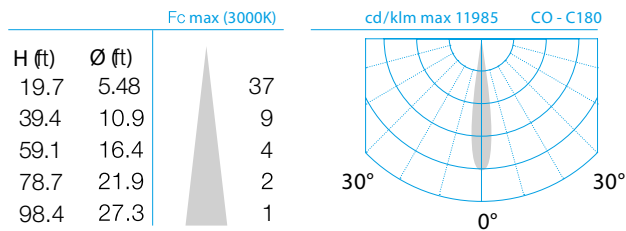
R1 - 13° (13°—32°)



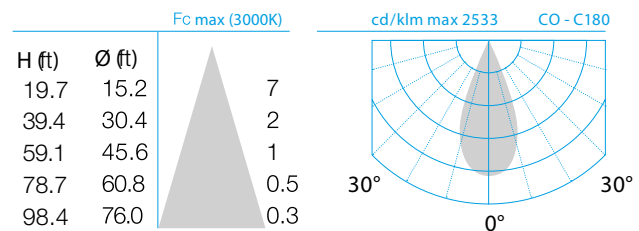
R1 - 32° (13°—32°)



R2 - 16° (16°—42°)

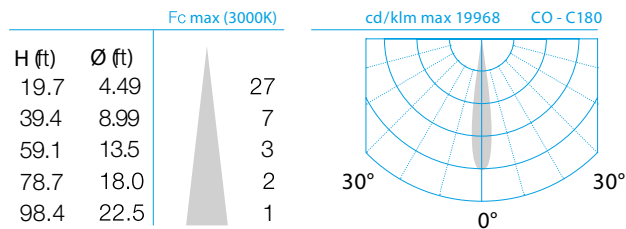


R2 - 42° (16°—42°)

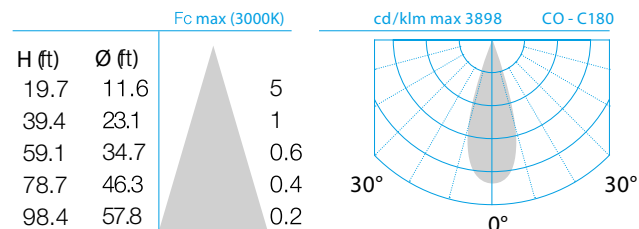


### CRI 90

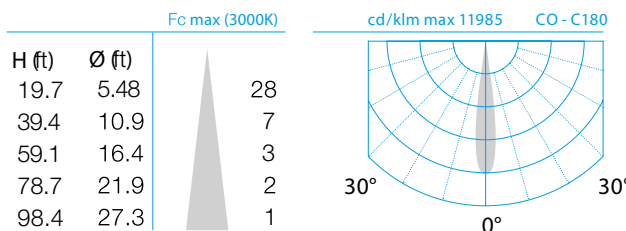
R1 - 13° (13°—32°)



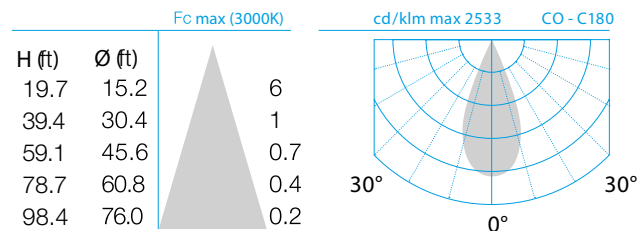
R1 - 32° (13°—32°)



R2 - 16° (16°—42°)



R2 - 42° (16°—42°)



Job Name/Date:

Fixture Type Designation: