

Aurora is a tubular, surface mounted luminaire with a Ø2.0" thick acrylic diffuser, suitable for installation on outdoor and indoor ceilings. It is available in static white, dim to warm or RGBW with with 4 lengths, 3 optics options and 4 standard finishes. Static white and dim to warm are constant current. RGBW is constant voltage. Fixture is class 2 low voltage and does not mount to a "J" Box.

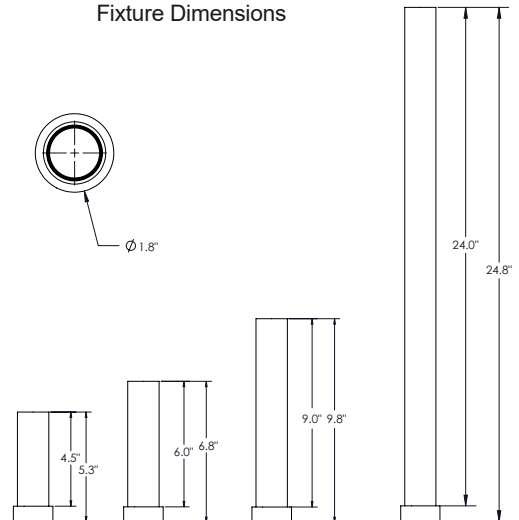


MADE IN THE U.S.A.

TECHNICAL DATA

Wattage	Static White - 9W (350mA) Dim to Warm - 6W (350mA) RGBW w/ Integrated DMX - 5W (24VDC)
Power Supply	Remote, not included, see page 2
Construction	Body: Aluminum Lens: Acrylic
CCT	Static White (2700K, 3000K, 4000K) Dim to Warm (1800K-3000K) RGBW
CRI	90
Delivered Lumens	234 lm (3000K, 6 in. version)
Efficacy	22 lm/W (3000K)
Optics	Diffuse
LED Source	BRIDGELUX COB (Static White & Dim to Warm) CREE LED (RGBW)
Finishes	4 Standard, Custom RAL on request
Fixture Dimensions	Ø1.5" x 4 lengths - 4.5", 6", 9", 24" Lens: Ø1.81"
IP Rating	IP65

Fixture Dimensions



ORDERING INFORMATION

Example: **AUR-L-6-30-96-D-R-0** . Accessories / Power Supplies ordered separately.

AUR-L	-		-		-	D	-	R	-	0
Model #	Height	CCT	Finish	Optics	Dimming	Options				
AUR-L	4 - 4.5 in 6 - 6 in 9 - 9 in 24 - 24 in	27 - 2700K 30 - 3000K 40 - 4000K RG - RGBW DW - Dim Warm	11 - White Suede 97 - Black Anodized 96 - Silver Anodized PN - Polished Nickel C - Custom	D - Diffuse	R - Remote Driver (Static White, Dim to Warm, RGBW)	0 - None				
<div style="border: 1px solid black; padding: 5px; display: inline-block;"> See page 2 for remote power supply options </div>										

Job Name/Date:

Fixture Type Designation:

SUGGESTED POWER SUPPLIES

Static White - 350mA Remote Drivers

Part Number	Description	Input/Output	# of Fixtures
PPLT00139	0-10V Dimming to 10%	120-277VAC to 350mA, 12W, Class 2	1-1
PPLT00468	Phase Dim (120V only)	120VAC to 350mA, 14W, Class 2	1-1
PPLT00465-P	0-10V Dimming to 1.0%	120-277VAC to 350mA, 20W, Class 2, DAMP	1-1
PPLT00263	Leading / Trailing Edge Dimming to 10% (120V only)	120-277VAC to 350mA, 32W, Class 2	1-1
PPLT00561-P	0-10V Dimming to 0.1%	120-277VAC to 350mA, 100W, Class 2	1-1

Suggested Lutron Compatible - Static White - 350mA Remote Driver

Part Number	Option	Lutron SKU	Dim Range	Description	Input/Output	# of Fixtures
PPLT00516	L3DAE / L3DA3W	L3DA	100%-1%	Hi-Lume™ 1% EcoSystem™ or 1% 3-Wire LED Driver	120-277VAC to 350mA, 13W, Class 2	2-2

SUGGESTED POWER SUPPLIES

Dim to Warm - 350mA Remote Drivers

Part Number	Description	Input/Output	# of Fixtures
PPLT00466-P	0-10V Dimming (to 1.0%)	120-277VAC to 350mA, 10W, Class 2, DAMP	1-1
PPLT00468	Phase Dim (120V only)	120VAC to 350mA, 14W, Class 2	1-2
PPLT00263	Leading / Trailing Edge Dimming to 10% (120V only)	120-277VAC to 350mA, 32W, Class 2	2-2
PPLT00467-P	0-10V Dimming (to 1.0%)	120-277VAC to 350mA, 50W, Class 2, DAMP	1-2
PPLT00561-P	0-10V Dimming to 0.1%	120-277VAC to 350mA, 100W, Class 2	1-1

Suggested Lutron Compatible - Dim to Warm - 350mA Remote Driver

Part Number	Option	Lutron SKU	Dim Range	Description	Input/Output	# of Fixtures
PPLT00247	L3DAE / L3DA3W	L3DA	100%-1%	Hi-Lume™ 1% EcoSystem™ or 1% 3-Wire LED Driver	120-277VAC to 350mA, 7W, Class 2	1-1
PPLT00516	L3DAE / L3DA3W	L3DA	100%-1%	Hi-Lume™ 1% EcoSystem™ or 1% 3-Wire LED Driver	120-277VAC to 350mA, 13W, Class 2	2-2

More power supply options on page 3

Job Name/Date:

Fixture Type Designation:

SUGGESTED POWER SUPPLIES

RGBW with integrated DMX - 24VDC Remote Driver

Part Number	Description	Input/Output	# of Fixtures
PPLT00284	Non-Dim	120-277VAC to 24VDC, 100W, Class 2, DAMP	1-16
PPLT00543	0-10V Dimming to 15% (-40°C / -40°F Cold Weather Start)	120-277VAC to 24VDC, 100W, Class 2	2-16

Suggested Lutron Compatible - RGBW with integrated DMX - 24VDC Remote Driver

Part Number	Option	Lutron SKU	Dim Range	Description	Input/Output	# of Fixtures
PPLT00273	L3DAE / L3DA3W	L3DA	100%-1%	Hi-Lume™ 1% EcoSystem™ or 1% 3-Wire LED Driver	120-277VAC to 24VDC, 40W, Class 2	1-6
PPLT00530	L3D0E / L3D03W	L3D0	100%-0.1%	Hi-Lume™ Premier 0.1% or Ecosystem 3-Wire LED Driver	120-277VAC to 24VDC, 96W, Class 2	1-15

DRIVERS IN NEMA ENCLOSURE

Remote 24VDC - ELV / TRIAC / 0-10V




PPLT00715

Part Number	Description	Input/Output	# of Fixtures
PPLT00715	ELV / TRIAC / 0-10V Dimming to 0.1%	120-277VAC to 24VDC, 96W, Class 2, WET/DAMP	1-15

For other power supply options consult factory.

ACCESSORIES

Controllers (RGBW)



[PPWD00570](#) - RGBW DMX512+Wifi Controller

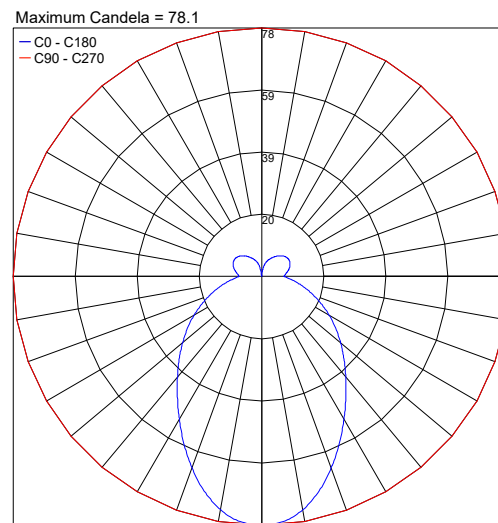
Touch Sensitive

Can be controlled by WiFi

Controls 3 zones synchronously and separately

PHOTOMETRIC DATA

Note: Photometry is 3000K



Job Name/Date:

Fixture Type Designation: