

# B4 TORSION

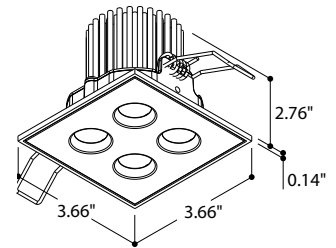
B4 Torsion is a recessed LED downlight suitable for indoor installation on ceilings. It is available in 2 color temperatures, 3 optics options and a textured black or white finish.



## TECHNICAL DATA

<b>Wattage / Input</b>	8W (700mA)
<b>Power Supply</b>	Remote, not included. See page 2.
<b>CCT</b>	2700K, 3000K (4000K on request)
<b>CRI</b>	>92
<b>Delivered Lumens</b>	832 lm (3000K)
<b>Efficacy</b>	104 lm/W
<b>Optics</b>	10°, 25°, 46°
<b>Finishes</b>	Textured White or Black
<b>LED Source</b>	CREE XPG LED
<b>Fixture Dimensions</b>	3.66" l x 3.66" w x 2.76" h
<b>Cut-out Dimension</b>	Ø3.15" x 2.95"
<b>Fixture Weight</b>	0.88 lbs
<b>IP Rating</b>	IP20

Fixture Dimensions



## ORDERING INFORMATION

Example: T293157. Power Supplies ordered separately.

---

Model No.	Description
T293047	2700K, 10°, Textured White
T293147	2700K, 25°, Textured White
T293247	2700K, 46°, Textured White
T293026	2700K, 10°, Textured Black
T293126	2700K, 25°, Textured Black
T293226	2700K, 46°, Textured Black
T293057	3000K, 10°, Textured White
T293157	3000K, 25°, Textured White
T293257	3000K, 46°, Textured White
T293036	3000K, 10°, Textured Black
T293136	3000K, 25°, Textured Black
T293236	3000K, 46°, Textured Black

Job Name/Date:

Fixture Type Designation:

## SUGGESTED POWER SUPPLIES

700mA

Part Number	Description	Input/Output	# of Fixtures
<a href="#">PPLT00498</a>	Phase Dim (120V only)	120VAC to 700mA, 12W, Class 2	1-1
<a href="#">PPLT00164</a>	0-10V Dimming to 10%	120-277VAC to 700mA, 26W, Class 2	2-2
<a href="#">PPLT00308-P</a>	0-10V Dimming to 0.1%	120-277VAC to 700mA, 30W, Class 2	1-2
<a href="#">PPLT00261</a>	Leading / Trailing-Edge Dimming to 10% (120V only)	120-277VAC to 700mA, 32W, Class 2	2-2
<a href="#">PPLT00467-P</a>	0-10V Dimming to 1.0%	120-277VAC to 700mA, 50W, Class 2	1-4
<a href="#">PPLT00538-P</a>	0-10V Dimming to 0.1%	120-277VAC to 700mA, 100W, Class 2	1-8

## Suggested Lutron Compatible

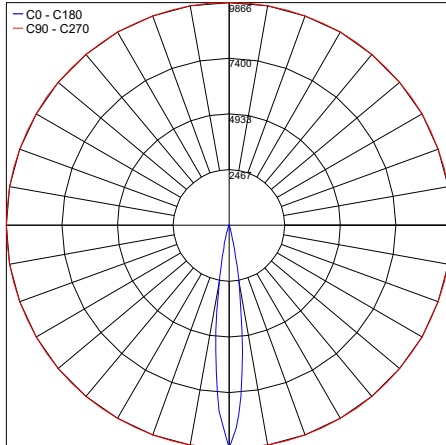
Part Number	Option	Lutron SKU	Dim Range	Description	Input/Output	# of Fixtures
<a href="#">PPLT00515</a>	L3DAE / L3DA3W	L3DA	100%-1%	Hi-Lume™ 1% EcoSystem™ or 1% 3-Wire LED Driver	120-277VAC to 700mA, 14W, Class 2	1-1
<a href="#">PPLT00517</a>	L3DAE / L3DA3W	L3DA	100%-1%	Hi-Lume™ 1% EcoSystem™ or 1% 3-Wire LED Driver	120-277VAC to 700mA, 27W, Class 2	2-2
<a href="#">PPLT00181</a>	L3DAE / L3DA3W	L3DA	100%-1%	Hi-Lume™ 1% EcoSystem™ or 1% 3-Wire LED Driver	120-277VAC to 700mA, 27W, Class 2	3-3

For other power supply options consult factory.

## PHOTOMETRIC DATA

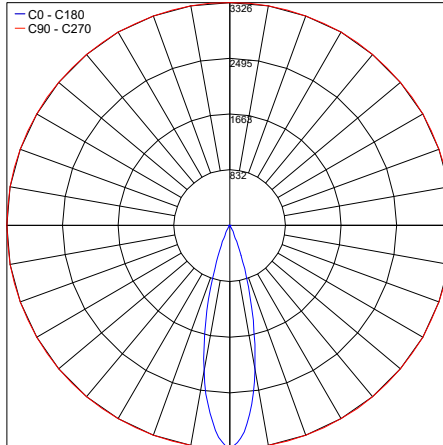
Note all Photometry is 3000K

Maximum Candela = 9866.1



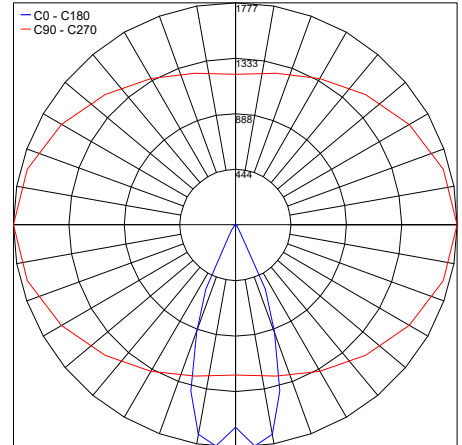
PHOTOMETRIC FILENAME : B4-LEAF-10°-3000K.IES

Maximum Candela = 3326



PHOTOMETRIC FILENAME : B4-LEAF-25°-3000K.IES

Maximum Candela = 1776.9



PHOTOMETRIC FILENAME : B4-LEAF-46°-3000K.IES

Job Name/Date:

Fixture Type Designation: