

B4 TORSION

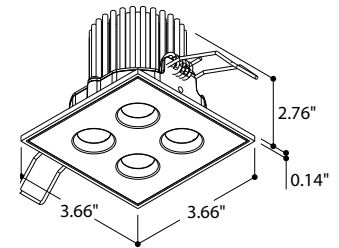
B4 Torsion is a recessed LED downlight suitable for indoor installation on ceilings. It is available in 2 color temperatures, 3 optics options and a textured black or white finish.



TECHNICAL DATA

Wattage / Input	8W (700mA)
Power Supply	Remote, not included. See page 2.
CCT	2700K, 3000K (4000K on request)
CRI	>92
Delivered Lumens	832 lm (3000K)
Efficacy	104 lm/W
Optics	10°, 25°, 46°
Finishes	Textured White or Black
LED Source	CREE XPG LED
Fixture Dimensions	3.66" l x 3.66" w x 2.76" h
Cut-out Dimension	Ø3.15" x 2.95"
Fixture Weight	0.88 lbs
IP Rating	IP20

Fixture Dimensions



ORDERING INFORMATION

Example: T293157. Power Supplies ordered separately.

Model No.	Description
T293047	2700K, 10°, Textured White
T293147	2700K, 25°, Textured White
T293247	2700K, 46°, Textured White
T293026	2700K, 10°, Textured Black
T293126	2700K, 25°, Textured Black
T293226	2700K, 46°, Textured Black
T293057	3000K, 10°, Textured White
T293157	3000K, 25°, Textured White
T293257	3000K, 46°, Textured White
T293036	3000K, 10°, Textured Black
T293136	3000K, 25°, Textured Black
T293236	3000K, 46°, Textured Black

Job Name/Date:

Fixture Type Designation:

SUGGESTED POWER SUPPLIES

700mA

Part Number	Description	Input/Output	# of Fixtures
PPLT00498	Phase Dim (120V only)	120VAC to 700mA, 12W, Class 2	1-1
PPLT00164	0-10V Dimming to 10%	120-277VAC to 700mA, 26W, Class 2	2-2
PPLT00308-P	0-10V Dimming to 0.1%	120-277VAC to 700mA, 30W, Class 2	1-2
PPLT00261	Leading / Trailing-Edge Dimming to 10% (120V only)	120-277VAC to 700mA, 32W, Class 2	2-2
PPLT00467-P	0-10V Dimming to 1.0%	120-277VAC to 700mA, 50W, Class 2	1-4
PPLT00538-P	0-10V Dimming to 0.1%	120-277VAC to 700mA, 100W, Class 2	1-8

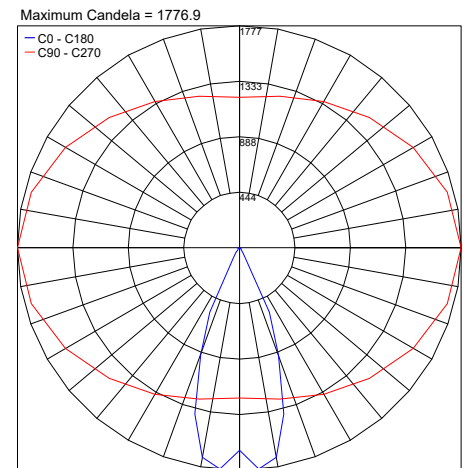
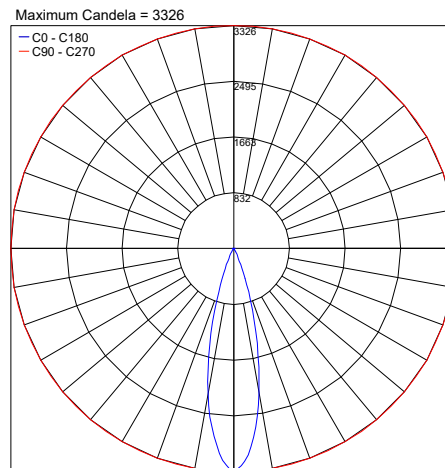
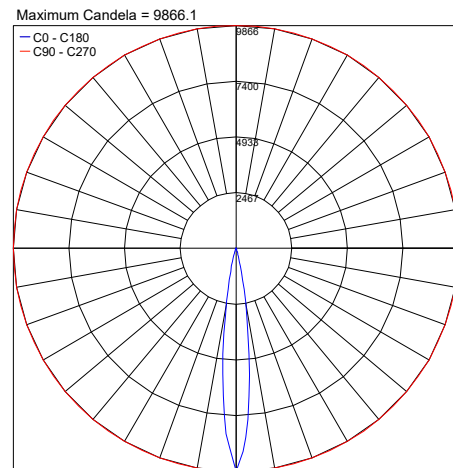
Lutron Compatible

Part Number	Option	Lutron SKU	Dim Range	Description	Input/Output	# of Fixtures
PPLT00512	LTEA2W	LTEA	100%-1%	Hi-Lume™ 1% 2-Wire LED Driver (120V forward phase only)	120VAC to 700mA, 14W, Class 2	1-1
PPLT00515	L3DAE / L3DA3W	L3DA	100%-1%	Hi-Lume™ 1% EcoSystem™ or 1% 3-Wire LED Driver	120-277VAC to 700mA, 14W, Class 2	1-1
PPLT00517	L3DAE / L3DA3W	L3DA	100%-1%	Hi-Lume™ 1% EcoSystem™ or 1% 3-Wire LED Driver	120-277VAC to 700mA, 27W, Class 2	2-2
PPLT00278	LTEA2W	LTEA	100%-1%	Hi-Lume™ 1% 2-Wire LED Driver (120V forward phase only)	120VAC to 700mA, 27W, Class 2	2-2
PPLT00181	L3DAE / L3DA3W	L3DA	100%-1%	Hi-Lume™ 1% EcoSystem™ or 1% 3-Wire LED Driver	120-277VAC to 700mA, 27W, Class 2	3-3
PPLT00510	LTEA2W	LTEA	100%-1%	Hi-Lume™ 1% 2-Wire LED Driver (120V forward phase only)	120VAC to 700mA, 27W, Class 2	3-3

For other power supply options consult factory.

PHOTOMETRIC DATA

Note all Photometry is 3000K



Job Name/Date:

Fixture Type Designation: