

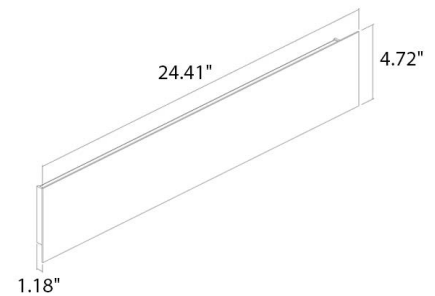
BERICA 2.2

Berica is a family of double beam, indoor, wall-mounted fixtures that can discreetly blend into the wall on which it is installed - or can disappear completely if the primer finish is chosen. Berica is available in 3 sizes and 3 different styles of cover - convex, flat and concave. Berica 2.2 is a flat, 24.4" version available in 3 color temperatures with an integral power supply.



ADA Compliant

Fixture Dimensions



TECHNICAL DATA

Wattage / Input	54W (120-277VAC)
Power Supply	Integral (0-10V Dimming)
Construction	Body/Cover: Anticorodal Aluminum
CCT	2700K, 3000K, 4000K
CRI	>90
Delivered Lumens	2680 lm per beam (3000K, 45°x96°)
Efficacy	49.6 lm/W per beam (3000K, 45°x96°)
Optics	4 Standard, see below
Finishes	5 Standard, see below
Fixture Dimensions	24.41" l x 4.72" w x 1.18" h
Fixture Weight	3.53 lbs
LED Source	128 Mid Power LEDs
Lumen Maintenance	L80, B10 >50,000hrs (Ta 25°C)
Color Consistency	3-step MacAdam
Operating Temp.	32°F to +113°F
IP Rating	IP40

ORDERING INFORMATION

Example: **BB221010005KW8**.

BB2210	1000			
Model #	CRI	CCT	Optics	Finish
BB2210	1000 - CRI>90	F - 2700K 5 - 3000K 9 - 4000K	LW - 45°x96° KW - 57°x90° 0A - Asymmetrical 0D - Diffuse	Z - Antique Bronze 6 - Antique White K - Matte Alum. Gray 8 - Primer B - White

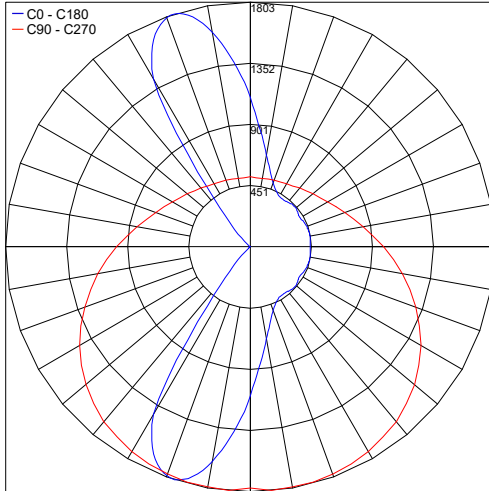
Job Name/Date:

Fixture Type Designation:

PHOTOMETRIC DATA

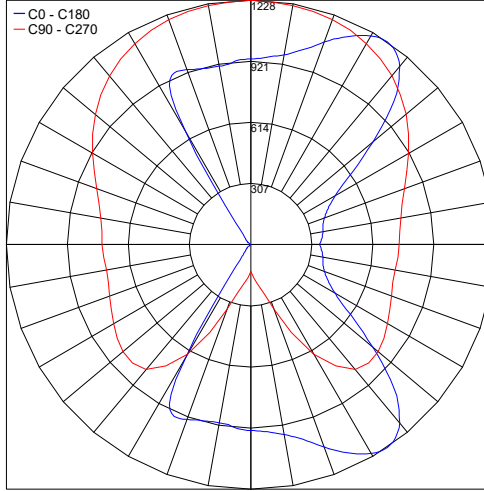
Note all Photometry is 3000K

Maximum Candela = 1802.6



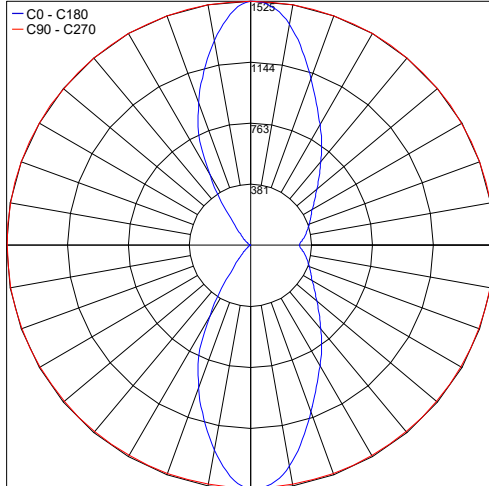
PHOTOMETRIC FILENAME : BERICA 2.2 A [3000K 54W 120-277VAC].IES

Maximum Candela = 1228.2



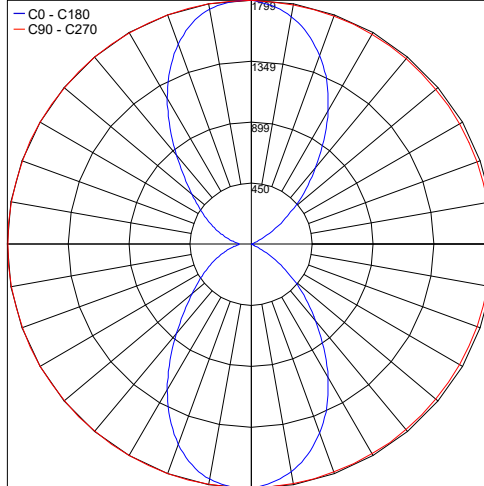
PHOTOMETRIC FILENAME : BERICA 2.2 D [3000K 54W 120-277VAC].IES

Maximum Candela = 1525.4



PHOTOMETRIC FILENAME : BERICA 2.2 K 57°X90° [3000K 54W 120-277VAC].IES

Maximum Candela = 1798.9



PHOTOMETRIC FILENAME : BERICA 2.2 L 45°X96° [3000K 54W 120-277VAC].IES

Job Name/Date:

Fixture Type Designation: