

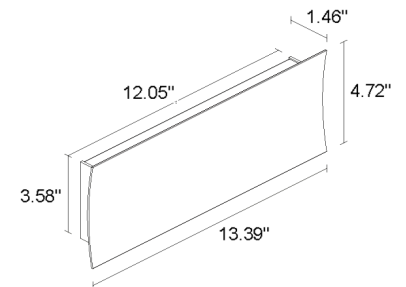
BERICA 3.1

Berica is a family of single- or double-beam, indoor, wall-mounted fixtures that can discreetly blend into the wall on which it is installed - or can disappear completely if the primer finish is chosen. Berica is available in 3 sizes and 3 different styles of cover - convex, flat and concave. Berica 3.1 is a concave, 13.4" version available in 3 color temperatures with an integral power supply.



ADA Compliant

Fixture Dimensions



TECHNICAL DATA

Wattage	15W per beam
Power Supply	Integral 120VAC & 277VAC - 0-10V Dimming Integral 120VAC Only - Triac and ELV Dimming
Construction	Body/Cover: Anticorodal Aluminum
CCT	2700K, 3000K, 4000K
CRI	>90
Delivered Lumens	1364 lm per beam (3000K, Diffuse)
Efficacy	90.9 lm/W per beam (3000K, Diffuse)
Optics	4 Standard, see below
Finishes	5 Standard, see below
Fixture Dimensions	13.39" l x 4.72" w x 1.46" h
Fixture Weight	1.98 lbs
LED Source	32 Mid Power LEDs per beam
Lumen Maintenance	L80, B10 >50,000hrs (Ta 25°C)
Color Consistency	3-step MacAdam
Operating Temp.	32°F to +113°F
IP Rating	IP40

ORDERING INFORMATION

Example: **BB311010005KW8-1**.

	1000				-	
Model #	CRI	CCT	Optics	Finish	Driver	
BB3110 - Double Beam BB3111 - Single Beam	1000 - CRI>90	F - 2700K 5 - 3000K 9 - 4000K	LW - 45°x96° KW - 59°x90° 0A - Asymmetrical 0D - Diffuse	Z - Antique Bronze 6 - Antique White K - Matte Alum. Gray 8 - Primer B - White	1 - Integral 120VAC & 277VAC - 0-10V Dimming 2 - Integral 120VAC Only - Triac and ELV Dimming	

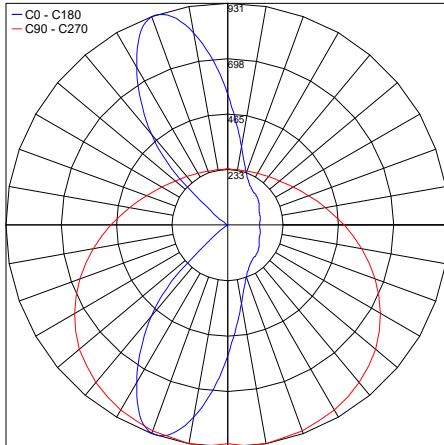
Job Name/Date:

Fixture Type Designation:

PHOTOMETRIC DATA

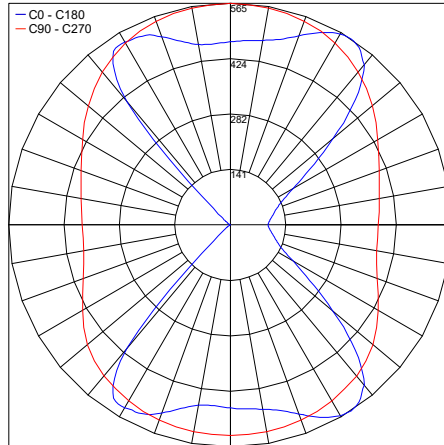
Note all Photometry is 3000K

Maximum Candela = 930.9



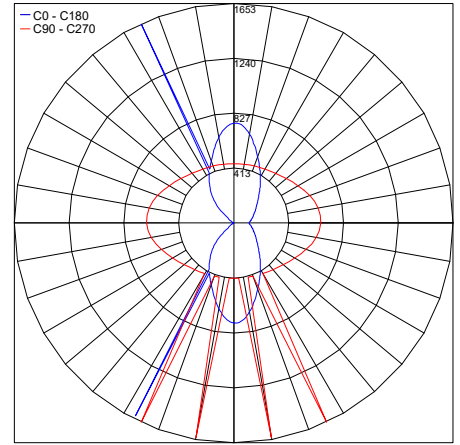
PHOTOMETRIC FILENAME : BERICA 3.1 Double A [3000K 27W 120-277VAC].IES

Maximum Candela = 564.7



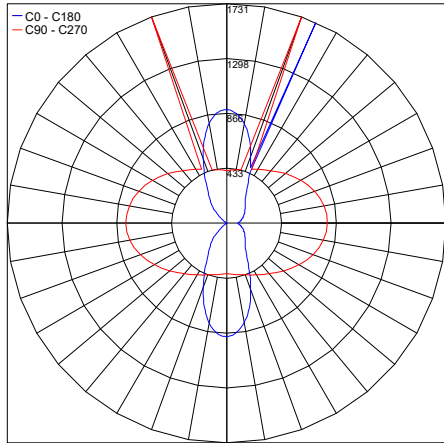
PHOTOMETRIC FILENAME : BERICA 3.1 Double D [3000K 27W 120-277VAC].IES

Maximum Candela = 1653.4



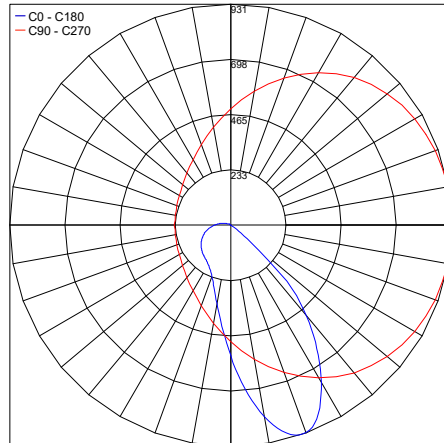
PHOTOMETRIC FILENAME : BERICA 3.1 Double K 59°X90° [3000K 27W 120-277VAC].IES

Maximum Candela = 1731



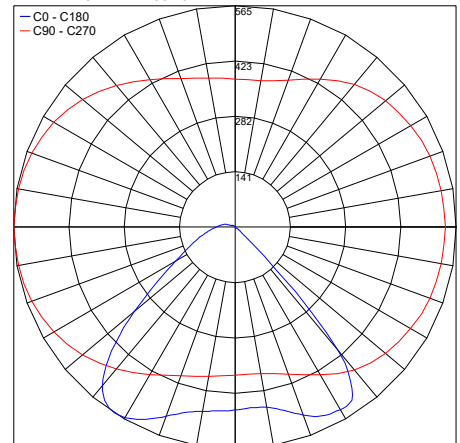
PHOTOMETRIC FILENAME : BERICA 3.1 Double L 45°X96° [3000K 27W 120-277VAC].IES

Maximum Candela = 930.9



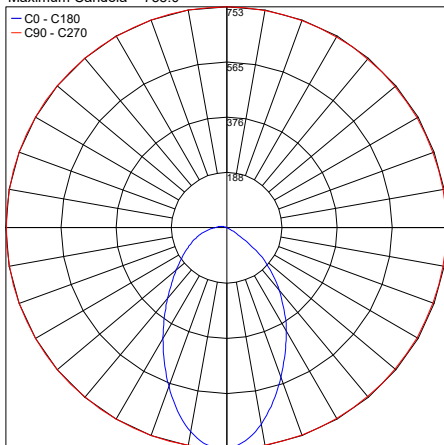
PHOTOMETRIC FILENAME : BERICA_IN_3.1_Single_A_3000K_15W.IES

Maximum Candela = 564.6



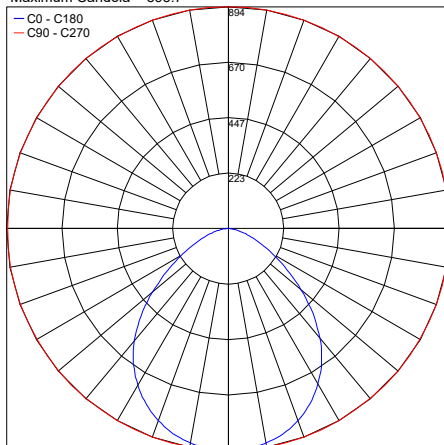
PHOTOMETRIC FILENAME : BERICA_IN_3.1_Single_D_3000K_15W.IES

Maximum Candela = 753.0



PHOTOMETRIC FILENAME : BERICA_IN_3.1_Single_K_59X90_3000K_15W.IES

Maximum Candela = 893.7



PHOTOMETRIC FILENAME : BERICA_IN_3.1_Single_L_45X96_3000K_15W.IES

Job Name/Date:

Fixture Type Designation: