

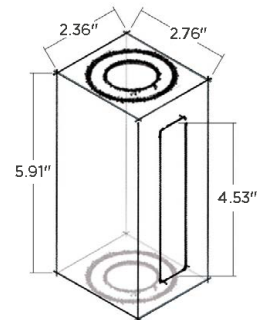

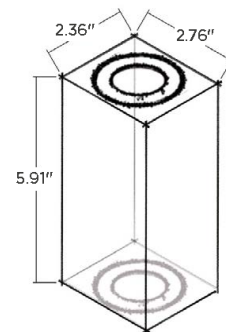
Brick is a wall mounted, graphic light that highlights outdoor areas essential for public and private life. It is available with a single beam or both an up and down beam, as well as a light strip on the front of the fixture as a marking element. Brick 2 is the double beam version with 3 optics options and 5 standard finishes.

## TECHNICAL DATA

<b>Wattage / Input</b>	2.2W per beam (+ 1W Brick 2F with front light)
<b>Power Supply</b>	Remote 24VDC, not included. See page 2.
<b>Construction</b>	Body: Anticorodal Aluminum (Anodizing Treatment up to 18 Micron) Lens: Extra Clear Tempered Glass Front Lens: Polished White Milk PMMA (Acrylic) Fixing Bracket/Screws: Stainless Steel Cable Length: 1.64'
<b>CCT</b>	3000K, 4000K
<b>BUG Rating</b>	B0-U3-G0
<b>Delivered Lumens</b>	214 lm per beam (Brick 2 - 3000K) 214 lm per beam + 102 lm (Brick 2F - 3000K)
<b>Efficacy</b>	93.7 lm/W per beam (Brick 2 - 3000K) 93.7 lm/W per beam + 102 lm/W (Brick 2F - 3000K)
<b>Optics</b>	3 Standard, See Below
<b>Finishes</b>	5 Standard, See Below
<b>Fixture Dimensions</b>	2.76" x 2.36" x 5.91" h (opening on Brick 2F - 4.53" h)
<b>Color Consistency</b>	<3-Step MacAdam
<b>IP Rating</b>	IP65
<b>Impact Resistance</b>	IK07



Fixture Dimensions



## ORDERING INFORMATION

Example: LM02.100234.US.02.MD.BP. Power supplies ordered separately.

Model No.	Finish	Optic	CCT	Front CCT
LM02.100233.US (Brick 2)	01 - White	SP - 10-15°	BP - 3000K	RE - Red
LM02.100234.US (Brick 2F)	02 - Black	MD - 20-35°	BF - 4000K	GR - Green
	03 - Gray	FL - 40-55°		BL - Blue
	04 - Cor-ten			<b>NOTE:</b> Front light on Brick 2F model only
	11 - Anthracite			

Job Name/Date:

Fixture Type Designation:

## SUGGESTED POWER SUPPLIES

24VDC

Part Number	Description	Input/Output	# of Fixtures
<a href="#">PPLT00284</a>	Non-Dim	120-277VAC to 24VDC, 100W, Class 2, DAMP	1-18

## SUGGESTED POWER SUPPLIES

Remote 24VDC Driver in NEMA Enclosure - ELV / TRIAC / 0-10V



PPLT00715

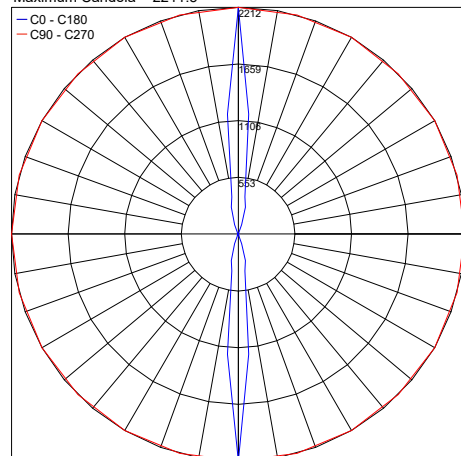
Part Number	Description	Input/Output	# of Fixtures
<a href="#">PPLT00715</a>	ELV / TRIAC / 0-10V Dimming to 0.1%	120-277VAC to 24VDC, 96W, Class 2, WET/DAMP	1-17

For other power supply options consult factory.

## PHOTOMETRIC DATA

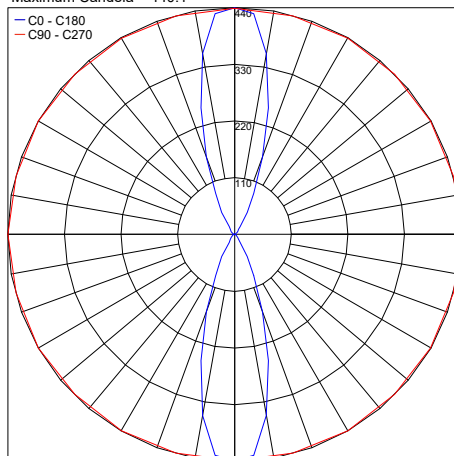
Note: All photometric data is 3000K

Maximum Candela = 2211.5



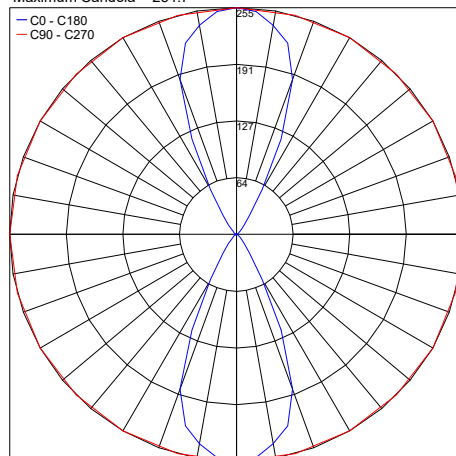
PHOTOMETRIC FILENAME : BRICK 2 02.100233.XX.SP.BP.IES

Maximum Candela = 440.1



PHOTOMETRIC FILENAME : BRICK 2 02.100233.XX.MD.BP.IES

Maximum Candela = 254.7



PHOTOMETRIC FILENAME : BRICK 2 02.100233.XX.FL.BP.IES

Job Name/Date:

Fixture Type Designation: