

The Bright 1 series are small, powerful and versatile fixtures. Available in numerous optics, styles and anti-glare accessories, this fixture can be installed in-grade, wall mount or ceiling mount. **The Bright 1, Smoothy 1 and Litus 1 series all use the same LED.**

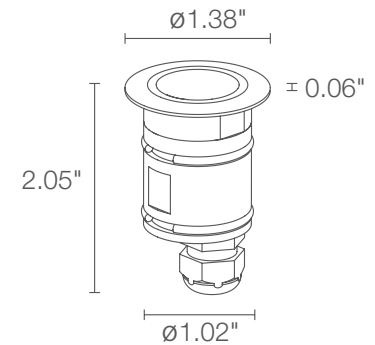
## TECHNICAL DATA

<b>Wattage / Input</b>	2W (500mA)
<b>Power Supply</b>	Remote, not included. See page 2.
<b>Construction</b>	Body/Trim: AISI 316L Stainless Steel Lens: Tempered Transparent or Frosted Glass Cable Length: 4.92' standard
<b>CCT</b>	7 Standard (see below)
<b>CRI</b>	>80
<b>Delivered Lumens</b>	127 lm (3000K, 21°)
<b>Efficacy</b>	63.5 lm/W (3000K, 21°)
<b>Optics</b>	6 Standard (see below)
<b>Finishes</b>	Stainless Steel, Custom RAL
<b>Fixture Dimensions</b>	Ø1.38" x 2.05" h
<b>Cut-out Size</b>	Ø1.18" (for ceiling or wall installations)
<b>Fixture Weight</b>	0.44 lbs
<b>LED Source</b>	1 Power LED
<b>Lumen Maintenance</b>	60,000hrs L90, B10 (Ta 25°C)
<b>Color Consistency</b>	2-Step MacAdam
<b>Operating Temp.</b>	-4°F to +113°F
<b>IP Rating</b>	IP65, IP68
<b>IK Rating</b>	IK10



Cutout Dimensions for ceiling/wall installations with fixing spring = Ø 1.18"

Fixture Dimensions



## ORDERING INFORMATION

Example: **CB10125MAI** or **CB10125MAI-1**. Accessories / Power Supplies ordered separately.

CB1012				
Model No.	CCT	Optics	Finish	Cable Length
CB1012	<b>F</b> - 2700K <b>5</b> - 3000K <b>9</b> - 4000K <b>1</b> - Blue <b>2</b> - Green <b>3</b> - Red	<b>S</b> - 10° <b>V</b> - 21° sharp <b>M</b> - 21° <b>L</b> - 43° <b>T</b> - 54° sharp <b>W</b> - 15° x 38° <b>D</b> - Diffuse	<b>AI</b> - Stainless Steel <b>C</b> - Custom RAL <i>(consult factory for "C")</i>	4.92' standard <b>1</b> - 16.40' <b>2</b> - 32.81' <b>3</b> - 49.21' <b>4</b> - 65.62'

Job Name/Date:

Fixture Type Designation:

## SUGGESTED POWER SUPPLIES

500mA

Part Number	Description	Input/Output	# of Fixtures
<a href="#">PPLT00497</a>	Phase Dim (120V only)	120VAC to 500mA, 12W, Class 2, DAMP	2-6
<a href="#">PPLT00467-P</a>	0-10V Dimming to 1%	120-277VAC to 500mA, 50W, Class 2, DAMP	1-16
<a href="#">PPLT00538-P</a>	0-10V Dimming to 0.1%	120-277VAC to 500mA, 100W, Class 2	1-48

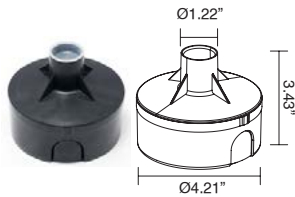
## Suggested Lutron Compatible

Part Number	Option	Lutron SKU	Dim Range	Description	Input/Output	# of Fixtures
<a href="#">PPLT00259</a>	L3DAE / L3DA3W	L3DA	100%-1%	Hi-Lume™ 1% EcoSystem™ or 1% 3-Wire LED Driver	120-277VAC to 500mA, 10W, Class 2	4-5
<a href="#">PPLT00195</a>	L3DAE / L3DA3W	L3DA	100%-1%	Hi-Lume™ 1% EcoSystem™ or 1% 3-Wire LED Driver	120-277VAC to 500mA, 19W, Class 2	6-9
<a href="#">PPLT00180</a>	L3DAE / L3DA3W	L3DA	100%-1%	Hi-Lume™ 1% EcoSystem™ or 1% 3-Wire LED Driver	120-277VAC to 500mA, 27W, Class 2	12-13

For other power supply options consult factory.

## ACCESSORIES

### Installation



#### WC0202

Outer Casing

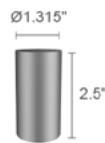
For in-grade use



#### WG0301

Fixing Spring

For ceiling/wall use



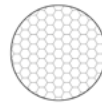
#### PPMP02674

Core Drilled

Application Sleeve

## ACCESSORIES

### Anti-Glare



#### WH0101

Honeycomb Louvre


Not available for sharp or diffuse optics



#### WE0500S

Anti-glare lens, half transparent and half serigraphed black

Available on 10°, 21°, 43° only



#### WE0500A

Semi-diffusing screen, half transparent and half frosted

Available on 10°, 21°, 43° only

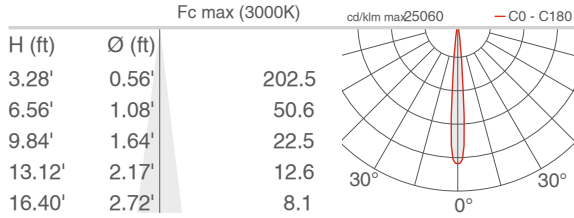
Job Name/Date:

Fixture Type Designation:

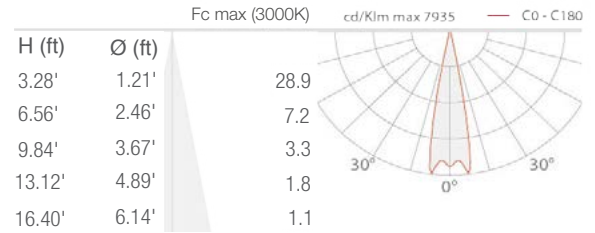
## PHOTOMETRIC DATA

Note all Photometry is 3000K

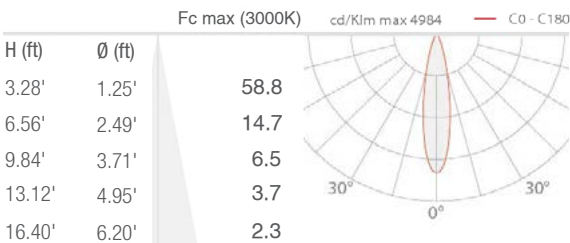
### S - 10°



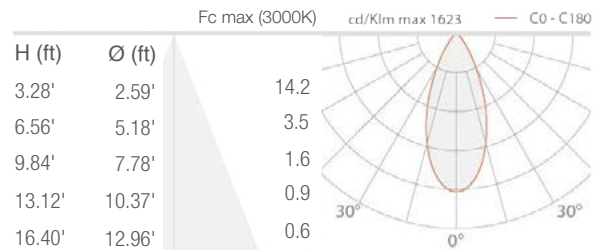
### V - 21° sharp (Bright 1.0 / 1.6)



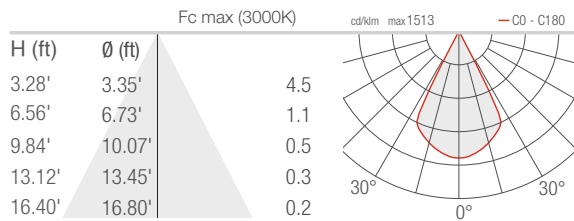
### M - 21°



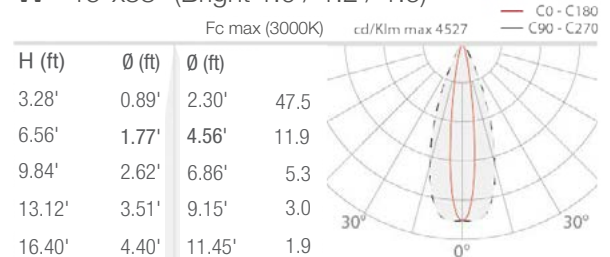
### L - 43°



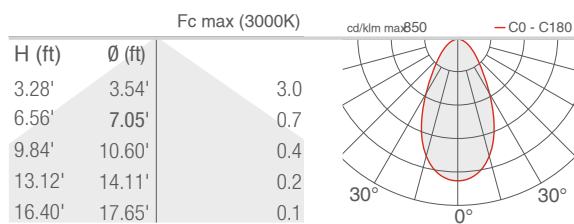
### T - 54° sharp (Bright 1.0 / 1.6)



### W - 15°x38° (Bright 1.0 / 1.2 / 1.6)



### D - Diffuse



Job Name/Date:

Fixture Type Designation: