

The Bright 1 series are small, powerful and versatile fixtures. Available in numerous optics, styles and anti-glare accessories, this fixture can be installed wall or ceiling mounted. **The Bright 1, Smoothy 1 and Litus 1 series all use the same LED.**

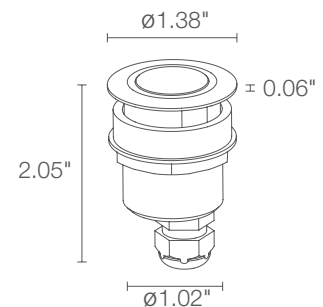
TECHNICAL DATA

Wattage / Input	2W (500mA)
Power Supply	Remote, not included. See page 2.
Construction	Body/Trim: AISI 316L Stainless Steel Lens: Tempered Transparent or Frosted Glass Cable Length: 4.92' standard
CCT	6 Standard (see below)
CRI	>80
Delivered Lumens	127 lm (3000K)
Efficacy	63.5 lm/W (3000K)
Optics	5 Standard (see below)
Finishes	Stainless Steel, Custom RAL
Fixture Dimensions	Ø1.38" x 2.05" h
Cut-out Size	Ø1.18" (for ceiling or wall installations)
Fixture Weight	0.44 lbs
LED Source	1 Power LED
Lumen Maintenance	60,000hrs L90, B10 (Ta 25°C)
Color Consistency	2-Step MacAdam
Operating Temp.	-4°F to +113°F
IP Rating	IP65, IP68
IK Rating	IK10



Cutout Dimensions for installation -
mounted on a board = Ø 1.18"

Fixture Dimensions



ORDERING INFORMATION

Example: CB12125MAI-1. Accessories / Power Supplies ordered separately.

CB1212				
Model No.	CCT	Optics	Finish	Cable Length
CB1212	F - 2700K 5 - 3000K 9 - 4000K 1 - Blue 2 - Green 3 - Red	S - 10° M - 21° L - 43° W - 15° x 38° D - Diffuse	AI - Stainless Steel C - Custom RAL (consult factory for "C")	4.92' standard 1 - 16.40' 2 - 32.81' 3 - 49.21' 4 - 65.62'

Job Name/Date:

Fixture Type Designation:

SUGGESTED POWER SUPPLIES

500mA

Part Number	Description	Input/Output	# of Fixtures
PPLT00497	Phase Dim (120V only)	120VAC to 500mA, 12W, Class 2, DAMP	2-6
PPLT00467-P	0-10V Dimming to 1%	120-277VAC to 500mA, 50W, Class 2, DAMP	1-16
PPLT00538-P	0-10V Dimming to 0.1%	120-277VAC to 500mA, 100W, Class 2	1-48

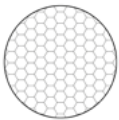
Suggested Lutron Compatible

Part Number	Option	Lutron SKU	Dim Range	Description	Input/Output	# of Fixtures
PPLT00259	L3DAE / L3DA3W	L3DA	100%-1%	Hi-Lume™ 1% EcoSystem™ or 1% 3-Wire LED Driver	120-277VAC to 500mA, 10W, Class 2	4-5
PPLT00195	L3DAE / L3DA3W	L3DA	100%-1%	Hi-Lume™ 1% EcoSystem™ or 1% 3-Wire LED Driver	120-277VAC to 500mA, 19W, Class 2	6-9
PPLT00180	L3DAE / L3DA3W	L3DA	100%-1%	Hi-Lume™ 1% EcoSystem™ or 1% 3-Wire LED Driver	120-277VAC to 500mA, 27W, Class 2	12-13

For other power supply options consult factory.


ACCESSORIES

Anti-glare




WH0101

Honeycomb Louvre
Not available on diffuse optics



WE0500S

Anti-glare lens, half transparent and half serigraphed black
Available on 10°, 21°, 43° only



WE0500A

Semi-diffusing screen, half transparent and half frosted
Available on 10°, 21°, 43° only

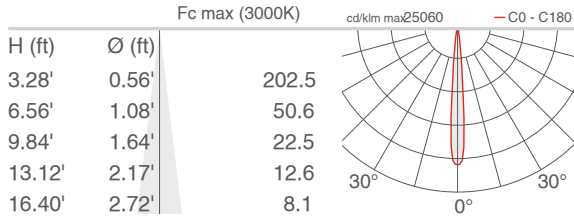
Job Name/Date:

Fixture Type Designation:

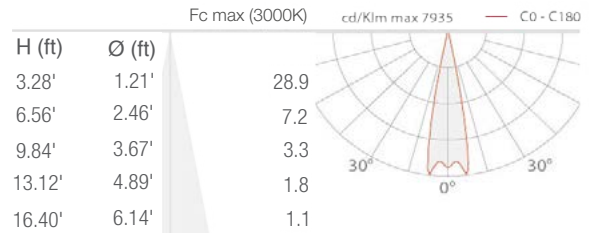
PHOTOMETRIC DATA

Note all Photometry is 3000K

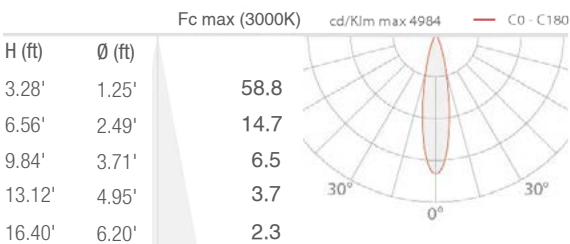
S - 10°



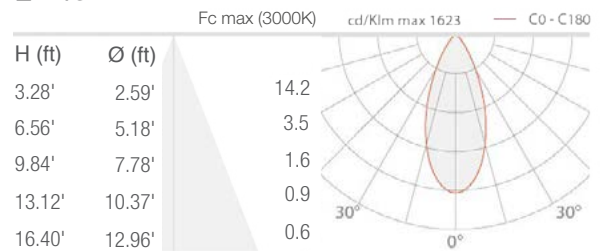
V - 21° sharp (Bright 1.0 / 1.6)



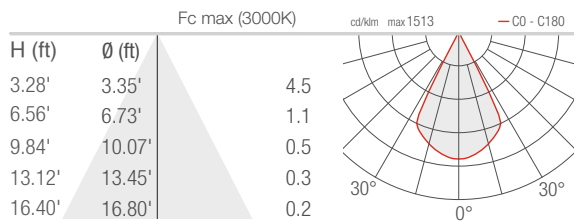
M - 21°



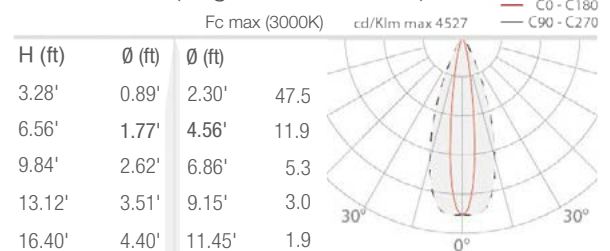
L - 43°



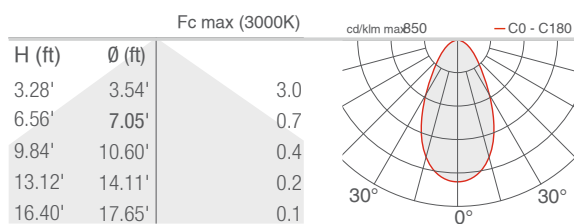
T - 54° sharp (Bright 1.0 / 1.6)



W - 15°x38° (Bright 1.0 / 1.2 / 1.6)



D - Diffuse



Job Name/Date:

Fixture Type Designation: