

# BRIGHT MINI 1.0

The Bright Mini 1.0 series are small, versatile and provide a uniform glow. Available in numerous color temperatures, this fixture can be installed in-grade, wall mount or ceiling mount.

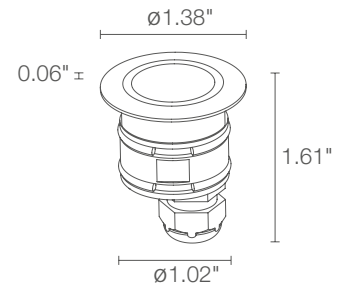


## TECHNICAL DATA

<b>Wattage / Input</b>	1.2W (24VDC)
<b>Power Supply</b>	Remote, not included. See page 2.
<b>Construction</b>	Body/Trim: AISI 316L Stainless Steel Lens: Tempered Frosted Glass Cable Length: 4.92' standard
<b>CCT</b>	2700K, 3000K, 4000K, 5000K
<b>CRI</b>	>80
<b>BUG Rating</b>	B0-U2-G0 (3000K)
<b>Delivered Lumens</b>	20 lm (3000K)
<b>Efficacy</b>	16.7 lm/W (3000K)
<b>Optics</b>	Diffuse
<b>Finishes</b>	Stainless Steel
<b>Fixture Dimensions</b>	Ø 1.38" x 1.61" h
<b>Cut-out Size</b>	Ø 1.18" (for ceiling or wall installations)
<b>Fixture Weight</b>	0.32 lbs
<b>LED Source</b>	1 Power LED
<b>Lumen Maintenance</b>	L80 >50,000hrs (Ta 25°C)
<b>Color Consistency</b>	1/4 ANSI BIN
<b>Operating Temp.</b>	-4°F to +113°F
<b>IP Rating</b>	IP68
<b>IK Rating</b>	IK10

Cutout Dimensions for ceiling/wall installations with fixing spring = Ø 1.18"

Fixture Dimensions



## ORDERING INFORMATION

Example: MB1000FDI. Accessories / Power Supplies ordered separately.

<b>MB1000</b>		<b>D</b>	<b>I</b>
<b>Model No.</b>	<b>CCT</b>	<b>Optics</b>	<b>Finish</b>
<b>MB1000</b>	<b>F</b> - 2700K <b>5</b> - 3000K <b>9</b> - 4000K <b>0</b> - 5000K	<b>D</b> - Diffuse	<b>I</b> - Stainless Steel

Job Name/Date:

Fixture Type Designation:

## SUGGESTED POWER SUPPLIES

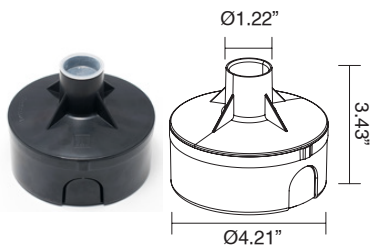
24VDC

Part Number	Description	Input/Output	# of Fixtures
<a href="#">PPLT00149</a>	Non-Dim	120VAC to 24VDC, 10W, Class 2	1-6
<a href="#">PPLT00632</a>	0-10V Dimming (Dim to Off)	120VAC-277VAC to 24VDC, 12W, Class 2	1-8
<a href="#">PPLT00155</a>	Non-Dim	120VAC to 24VDC, 30W, Class 2	1-20
<a href="#">PPLT00157</a>	Non-Dim	120VAC to 24VDC, 60W, Class 2	1-40
<a href="#">PPLT00627</a>	ELV / TRIAC & 0-10V Dimming (100 to 0%), IP67	120-277VAC to 24VDC, 96W, Class 2	1-64
<a href="#">PPLT00158</a>	Non-Dim	120VAC to 24VDC, 100W, Class 2	1-66
<a href="#">PPLT00543</a>	0-10V Dimming to 15% (-40°C / -40°F cold weather start)	120-277VAC to 24VDC, 100W, Class 2	9-66

For other power supply options consult factory.

## ACCESSORIES

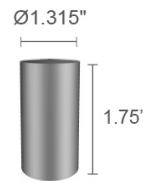
### Installation



**WC0202**  
Outer Casing  
For in-grade use



**WG0302**  
Fixing Spring  
For ceiling/wall use

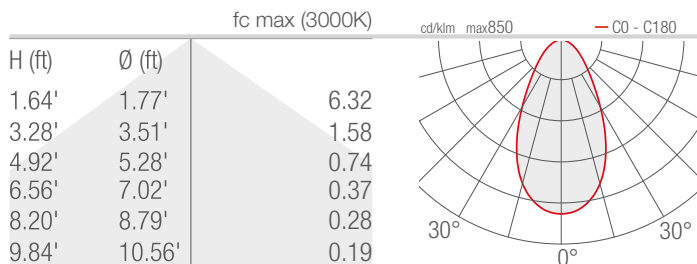


**PPMP03159**  
Core Drilled  
Application Sleeve

## PHOTOMETRIC DATA

3000K

**D** - Diffuse



Job Name/Date:

Fixture Type Designation: