

BRIGHT MINI 1.1

The Bright Mini 1.0 series are small, versatile and provide a uniform glow. Available in numerous color temperatures, this fixture can be installed in-grade, wall mount or ceiling mount.

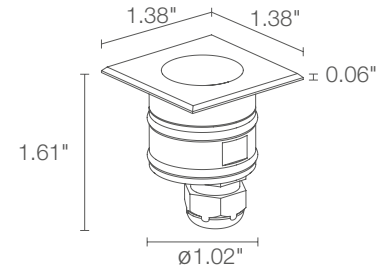


TECHNICAL DATA

Wattage / Input	1.2W (24VDC)
Power Supply	Remote, not included. See page 2.
Construction	Body/Trim: AISI 316L Stainless Steel Lens: Tempered Frosted Glass Cable Length: 4.92' standard
CCT	2700K, 3000K, 4000K, 5000K
CRI	>80
BUG Rating	B0-U2-G0 (3000K)
Delivered Lumens	20 lm (3000K)
Efficacy	16.7 lm/W (3000K)
Optics	Diffuse
Finishes	Stainless Steel
Fixture Dimensions	1.38" l x 1.38" w x 1.61" h
Cut-out Size	Ø 1.18" (for ceiling or wall installations)
Fixture Weight	0.32 lbs
LED Source	1 Power LED
Lumen Maintenance	L80 >50,000hrs (Ta 25°C)
Color Consistency	1/4 ANSI BIN
Operating Temp.	-4°F to +113°F
IP Rating	IP68
IK Rating	IK10

Cutout Dimensions for ceiling/wall installations with fixing spring = Ø 1.18"

Fixture Dimensions



ORDERING INFORMATION

Example: MB1100FDI. Accessories / Power Supplies ordered separately.

MB1100		D	I
Model No.	CCT	Optics	Finish
MB1100	F - 2700K 5 - 3000K 9 - 4000K 0 - 5000K	D - Diffuse	I - Stainless steel

Job Name/Date:

Fixture Type Designation:

SUGGESTED POWER SUPPLIES

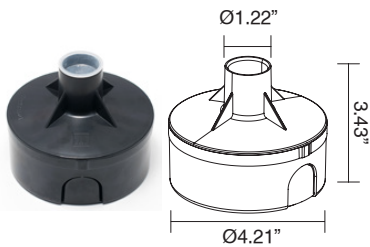
24VDC

Part Number	Description	Input/Output	# of Fixtures
PPLT00149	Non-Dim	120VAC to 24VDC, 10W, Class 2	1-6
PPLT00632	0-10V Dimming (Dim to Off)	120-277VAC to 24VDC, 12W, Class 2	1-8
PPLT00155	Non-Dim	120VAC to 24VDC, 30W, Class 2	1-20
PPLT00157	Non-Dim	120VAC to 24VDC, 60W, Class 2	1-40
PPLT00627	ELV / TRIAC & 0-10V Dimming (100 to 0%), IP67	120-277VAC to 24VDC, 96W, Class 2	1-64
PPLT00158	Non-Dim	120VAC to 24VDC, 100W, Class 2	1-66
PPLT00543	0-10V Dimming to 15% (-40°C / -40°F cold weather start)	120-277VAC to 24VDC, 100W, Class 2	9-66

For other power supply options consult factory.

ACCESSORIES

Installation



WC0202

Outer Casing

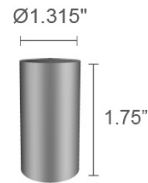
For in-grade use



WG0302

Fixing Spring

For ceiling/wall use



PPMP03159

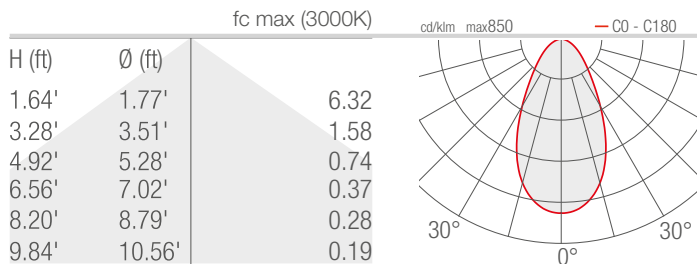
Core Drilled

Application Sleeve

PHOTOMETRIC DATA

3000K

D - Diffuse



Job Name/Date:

Fixture Type Designation: