

BRIGHT 2.0 316L

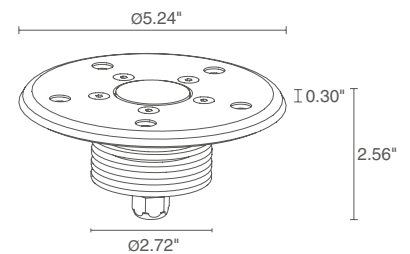
The Bright 316L 2 Series ingrade uplights are ideal for fountain and submersion use. These small yet powerful fixtures are available in various optical options in either static white or RGB models.

TECHNICAL DATA

Wattage / Input	6W (500mA)
Power Supply	Remote, not included. See page 2.
Construction	Body and Trim: AISI 316L Stainless Steel Lens: 0.39" Tempered, Transparent Extra-Clear Glass Cable Length: 16.4'
CCT	2700K, 3000K, 4000K, 5000K, Blue, RGB
CRI	CRI>80
Delivered Lumens	314 lm (3000K, 500mA, 24°) 198 lm: (R) 73 lm (G) 94 lm (B) 31 lm (500mA, 24°)
Efficacy	52.3 lm/W (3000K) 33 lm/W (RGB)
Optics	10°, 24°, 38°
Finishes	AISI 316L Stainless Steel
Fixture Dimensions	Ø5.24" x 2.56" h
Fixture Weight	3.53 lbs
LED Source	3 Power LEDs (2W each)
Lumen Maintenance	L90, B10 >50,000hrs (Ta 25°C)
Color Consistency	1/4 ANSI BIN
Operating Temp.	-4°F to +113°F (Outdoor) +32°F to +113°F (Underwater)
IP Rating	IP68
Impact Rating	IK10



Fixture Dimensions
Ø5.24" x 2.56" h



OUTER CASING REQUIRED

ORDERING INFORMATION

Example: CW20325LAI. Accessories / Power Supplies ordered separately.

CW2032			AI
Model No.	CCT	Optics	
CW2032	F - 2700K 5 - 3000K 9 - 4000K 0 - 5000K 1 - Blue 6 - RGB	S - 10° M - 24° L - 38°	AI

Job Name/Date:

Fixture Type Designation:

SUGGESTED POWER SUPPLIES

500mA - FOR USE WITH FOUNTAIN / WATER FEATURES

Part Number	Description	Input/Output	# of Fixtures
FPC-100EL0500	DMX / RDM (Field Addressable) / DALI	120-277VAC to 500mA, 100W, Class 2	1-8

500mA RGB - FOR USE WITH FOUNTAIN / WATER FEATURES

Part Number	Description	Input/Output	# of Fixtures
FPC-100EL0500	DMX / RDM (Field Addressable) / DALI	120-277VAC to 500mA, 100W, Class 2	1-5

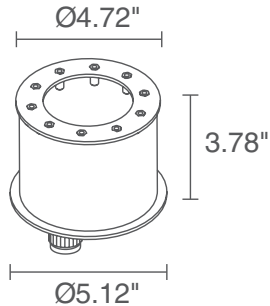
For other power supply options consult factory.

ACCESSORIES

Installation



WC5002
Outer Casing
REQUIRED



WC5102
PVC Coated Accessory
REQUIRED



Installation with Accessory
for PVC Sheathing
REQUIRED

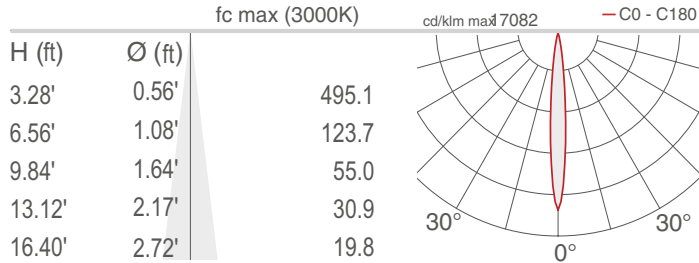
Job Name/Date:

Fixture Type Designation:

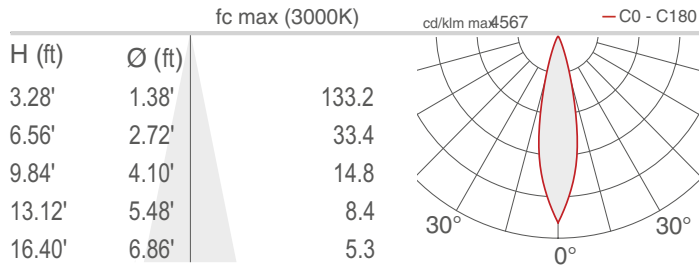
PHOTOMETRIC DATA

Note all Photometry is 3000K

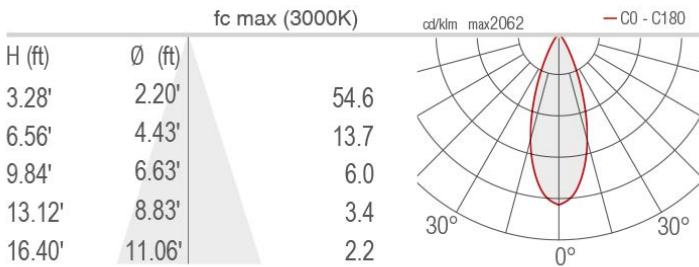
S - 10°



M - 24°



L - 38°



Job Name/Date:

Fixture Type Designation: