

# BRIGHT 5.0 316L

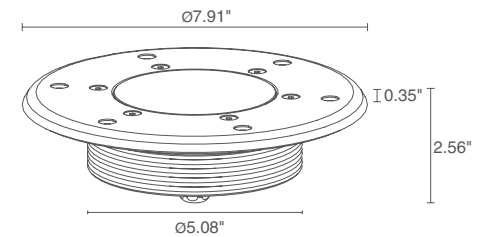
The Bright 5.0 316L recessed uplight is ideal for outdoor and underwater use. Available in Static White or RGB (18W only), making it versatile for any application.

## TECHNICAL DATA

<b>Wattage / Input</b>	12W, 18W (24VDC); 18W RGB (500mA)
<b>Power Supply</b>	Remote, not included. See page 2.
<b>Construction</b>	Body and Trim: AISI 316L Stainless Steel Lens: 0.39" Tempered, Transparent Extra-Clear Glass Cable Length: 16.4'
<b>CCT</b>	White: 2700K, 3000K, 4000K, 5000K; Blue, RGB
<b>CRI</b>	CRI>80
<b>BUG Rating</b>	B1-U0-G0 (3000K)
<b>Delivered Lumens</b>	590 lm (3000K, 20°, 12W) 885 lm (3000K, 20°, 18W) RGB 561 lm: (R) 206 lm, (G) 266 lm, (B) 89 lm (20°, 500mA)
<b>Efficacy</b>	49.2 lm/W (3000K, 20°, 12W) 49.2 lm/W (3000K, 20°, 18W) 31.2 lm/W (RGB)
<b>Optics</b>	10°, 20°, 40°
<b>Fixture Dimensions</b>	Ø7.91" x 2.56" h
<b>Fixture Weight</b>	7.72 lbs
<b>LED Source</b>	White: 6 Power LEDs x2W, 9 power LEDs x2W RGB: 9 power LEDs x2W
<b>Lumen Maintenance</b>	L80 >50,000hrs (Ta 25°C)
<b>Color Consistency</b>	1/4 ANSI BIN
<b>Operating Temp.</b>	-4°F to +113°F (Outdoor) +32°F to +113°F (Underwater)
<b>IP Rating</b>	IP68
<b>Impact Rating</b>	IK09



Fixture Dimensions  
Ø7.91" x 2.56" h



**OUTER CASING REQUIRED**

## ORDERING INFORMATION

Example: CW50625LAI. Accessories / Power Supplies ordered separately.

			AI
<b>Model No.</b>	<b>CCT</b>	<b>Optics</b>	<b>Trim</b>
CW5062 - 12W (24VDC)	F - 2700K    0 - 5000K	S - 10°	AI - Stainless Steel
CW5092 - 18W (24VDC)	5 - 3000K    1 - Blue	M - 20°	
	9 - 4000K	L - 40°	
<b>Model No.</b>	<b>CCT</b>		
CW5092 - 18W (500mA)	6 - RGB		

Job Name/Date:

Fixture Type Designation:

## SUGGESTED POWER SUPPLIES

24VDC - FOR USE WITH FOUNTAIN / WATER FEATURES

Part Number	Description	Input/Output	# of Fixtures 12W / 18W	
<a href="#">FPV-100000024</a>	Non-Dim	120-277VAC to 24VDC, 100W, Class 2	1-6	1-4
<a href="#">FPV-100100024</a>	0-10V Dimming to 1.0%	120-277VAC to 24VDC, 100W, Class 2	1-6	1-4
<a href="#">FPV-100EL0024</a>	DMX / RDM (Field Addressable) / DALI	120-277VAC to 24VDC, 100W, Class 2	1-6	1-4

500mA RGB - FOR USE WITH FOUNTAIN / WATER FEATURES

Part Number	Description	Input/Output	# of Fixtures 18W
<a href="#">FPC-100EL0500</a>	DMX / RDM (Field Addressable) / DALI	120-277VAC to 500mA, 100W, Class 2	1-2

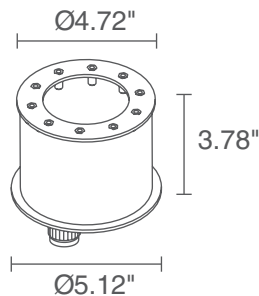
For other power supply options consult factory.

## ACCESSORIES

### Installation



**WC5005**  
Outer Casing  
**REQUIRED**



**WC5105**  
PVC Coated Accessory  
**REQUIRED**



Installation with Accessory  
for PVC Sheathing  
**REQUIRED**

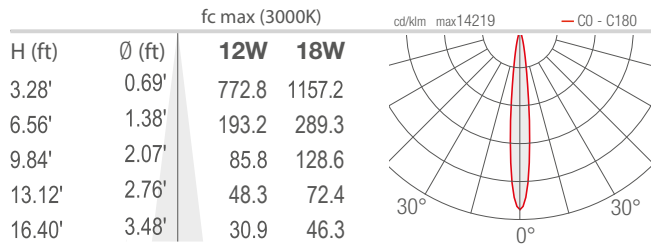
Job Name/Date:

Fixture Type Designation:

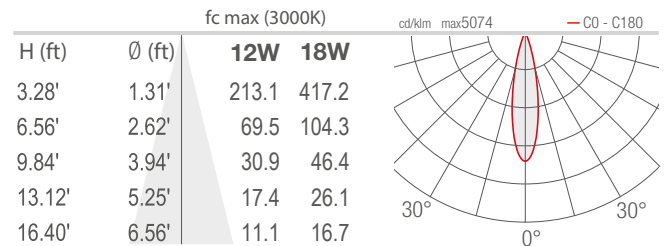
## PHOTOMETRIC DATA

Note all Photometry is 3000K

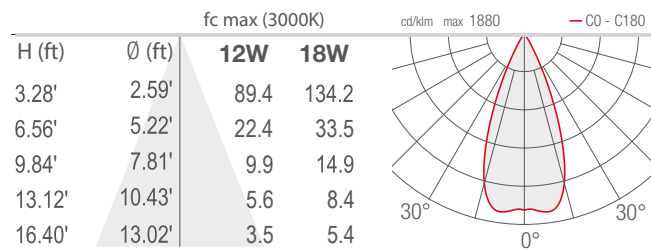
### S - 10°



### M - 20°



### L - 40°



Job Name/Date:

Fixture Type Designation: