


# C1-MINI-E-VL

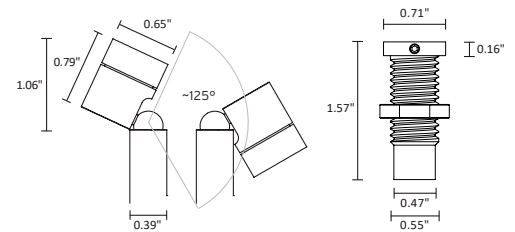
C1-mini-E-VL is an LED spotlight for installation in display cases, suitable for showcase lighting in museum and retail settings. It is 360° rotatable, 125° swivelling with an attachment for mounting flange. It is available with a variety of optics, 5 color temperatures and 3 standard finishes.



## TECHNICAL DATA

<b>Wattage / Input</b>	2.2W (600mA)
<b>Power Supply</b>	Remote, not included. See page 2.
<b>Dimming</b>	Dimming by Remote Driver - See page 2 <i>(Not Suitable for Dimming Pen)</i>
<b>Construction</b>	Body: Anodized Aluminum
<b>CCT</b>	2700K, 3000K, 3500K, 4000K, 5700K
<b>CRI</b>	>90
<b>Delivered Lumens</b>	140 lm (3000K, 30°)
<b>Efficacy</b>	63 lm/W (3000K, 30°)
<b>Optics</b>	8 Standard 15° Glass Lens – Aspherical w/ Light Diffusion Foil
<b>Finishes</b>	3 Standard, See Below
<b>Fixture Dimensions</b>	Ø0.65" x 2.20" h Standard Extension max. 17.32" (max visible length 1.57") - can be shortened on request. Additional height adjustable via flange. Panel thickness 0.08"-0.91" Borehole Ø0.57"
<b>Lumen Maintenance</b>	L80,B10 >50,000hrs
<b>IP Rating</b>	IP20

Fixture Dimensions

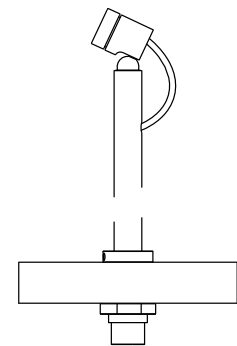


## ORDERING INFORMATION

Example: C1-MINI-E-VL-22-40-18-01. Accessories / Power Supplies ordered separately.

C1-MINI-E-VL	-	22	-		-		-	
Model No.	Wattage	CCT	Optics	Finish				
C1-MINI-E-VL	22 - 2.2W	27 - 2700K	08 - 8°	B - Anodized Black				
		30 - 3000K	15 - 15° *	S - Silver				
		35 - 3500K	18 - 18°	G - Gold				
		40 - 4000K	26 - 26°	C - Custom RAL				
		57 - 5700K	30 - 30°	<i>(consult factory for "C")</i>				
			45 - 45°					
			80 - 80°					
			47 - 47°+25°					
	40 - 40°+10°							

\* GLASS LENS – ASPHERICAL WITH LIGHT DIFFUSION FOIL, SEE ACCESSORIES PAGE



Job Name/Date:

Fixture Type Designation:

## ACCESSORIES



**Honeycomb Grid**  
A000601




**Anti-Glare Tube**  
A300003 - \_\_\_  
SI - silver  
SW - black  
CH - champagne (min. 10)  
HA - hard anodized (min. 10)  
GO - gold (min. 10)  
RAL - custom RAL



**Inclined Tube**  
A300146 - \_\_\_  
SI - silver  
SW - black  
CH - champagne (min. 10)  
HA - hard anodized (min. 10)  
GO - gold (min. 10)



**Snoot**  
A300005 - \_\_\_  
SI - silver  
SW - black  
CH - champagne (min. 10)  
HA - hard anodized (min. 10)  
GO - gold (min. 10)  
RAL - custom RAL



**\*15° Glass Lens** - Aspherical  
with Light Diffusion Foil



**Barn Door**  
A300007 - \_\_\_  
SI - silver  
SW - black  
RAL - custom RAL



**Zoom Optic (9°-33°)**  
A300138 - \_\_\_  
SI - silver  
SW - black  
CH - champagne (min. 10)  
HA - hard anodized (min. 10)  
GO - gold (min. 10)

## SUGGESTED POWER SUPPLIES

600mA

Part Number	Description	Input/Output	# of Fixtures
<a href="#">PPLT00309-P</a>	0-10V Dimming to 0.1%	120-277VAC to 600mA, 50W, Class 2, DAMP	1-16


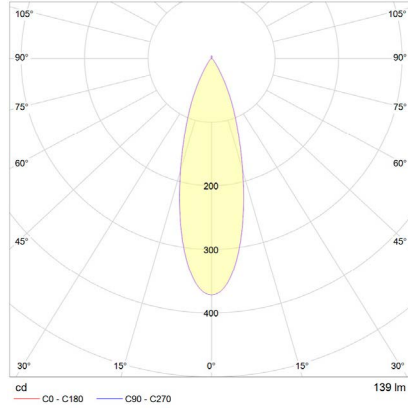
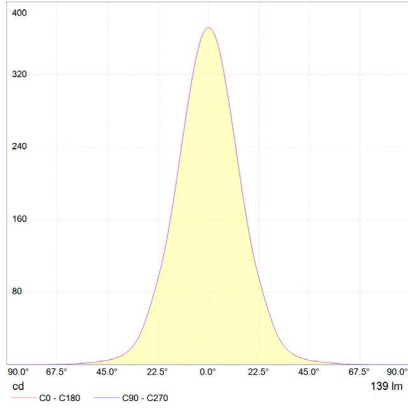
*For other power supply options consult factory.*

Job Name/Date:

Fixture Type Designation:

## PHOTOMETRIC DATA

for light color 3,000K | standard lens 30° | color rendering index typ. 97, R9 > 90, R12 > 90 | color variation ≤ 3 SDCM



Job Name/Date:

Fixture Type Designation: