

C1-mini-HC is an LED spotlight for installation on a magnetic track, suitable for showcase lighting in museum and retail settings. It is 180° rotatable, 90° swivelling and available with a variety of optics, 5 color temperatures and 2 standard finishes.

## TECHNICAL DATA

<b>Wattage / Input</b>	1W, 2W (12VDC)
<b>Power Supply</b>	Remote - See Magnetic Track Sheet
<b>Dimming</b>	On Board with Dimming Pen (included) Uses Dimming Pen for Individual Dimming
<b>Construction</b>	Body: Anodized Aluminum
<b>CCT</b>	2700K, 3000K, 3500K, 4000K, 5700K
<b>CRI</b>	>90
<b>Delivered Lumens</b>	60 lm (1W, 3000K, 30°) 110 lm (2W, 3000K, 30°)
<b>Efficacy</b>	60 lm/W (1W, 3000K, 30°) 55 lm/W (2W, 3000K, 30°)
<b>Optics</b>	8 Standard 15° Glass Lens – Aspherical w/ Light Diffusion Foil
<b>Finishes</b>	2 Standard, See Below
<b>Fixture Dimensions</b>	Ø0.65" x 1.50" h
<b>Lumen Maintenance</b>	L80, B10 >50,000hrs
<b>IP Rating</b>	IP20

**NOTE: Track to be ordered separately**

## ORDERING INFORMATION

Example: C1-MINI-HC-10-40-18-GO. Accessories / Power Supplies ordered separately.

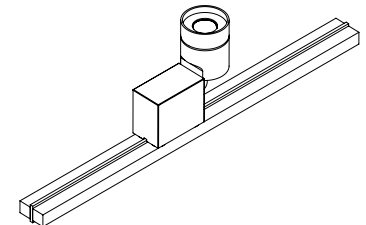
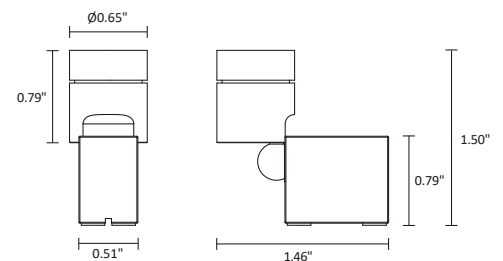
C1-MINI-HC	-		-		-		-	
Model No.	Wattage	CCT	Optics	Finish				
C1-MINI-HC	10 - 1W	27 - 2700K	08 - 8°	SW - Anodized Black				
(A400006)	20 - 2W	30 - 3000K	15 - 15° *	SI - Silver				
		35 - 3500K	18 - 18°	<u>Custom RAL (min. 10)</u>				
		40 - 4000K	26 - 26°	CH - Champagne				
		57 - 5700K	30 - 30°	HA - Hard Anodized				
			45 - 45°	GO - Gold				
			80 - 80°	RAL - Custom RAL				
			47 - 47°+25°					
			40 - 40°+10°					

\* GLASS LENS – ASPHERICAL WITH LIGHT DIFFUSION FOIL, SEE ACCESSORIES PAGE



The dimming sensor is located at the cable entry in the lamp base. See more page 2.

### Fixture Dimensions



Job Name/Date:

Fixture Type Designation:

## ACCESSORIES - OPTIONAL



**Honeycomb Grid**  
A000601




**Anti-Glare Tube**  
A300003 - \_\_\_\_  
SI - silver  
SW - black  
CH - champagne (min. 10)  
HA - hard anodized (min. 10)  
GO - gold (min. 10)  
RAL - custom RAL (min. 10)



**Inclined Tube**  
A300146 - \_\_\_\_  
SI - silver  
SW - black  
CH - champagne (min. 10)  
HA - hard anodized (min. 10)  
GO - gold (min. 10)



**Snoot**  
A300005 - \_\_\_\_  
SI - silver  
SW - black  
CH - champagne (min. 10)  
HA - hard anodized (min. 10)  
GO - gold (min. 10)  
RAL - custom RAL (min. 10)



**\*15° Glass Lens**  
A000500-S  
Aspherical with Light Diffusion Foil  
and Lens Holder



**Barn Door**  
A300007 - \_\_\_\_  
SI - silver  
SW - black  
RAL - custom RAL



**Zoom Optic (9°-33°)**  
A300138 - \_\_\_\_  
SI - silver  
SW - black  
CH - champagne (min. 10)  
HA - hard anodized (min. 10)  
GO - gold (min. 10)

**See separate sheet  
for Magnetic Track.  
Consult factory for  
Remote Power  
Supply for Magnetic  
Track.**

## DIMMING

Place the dimming pen in the sensor area. As soon as the green feedback LED lights up at the cable entry, the sensor is activated and the spotlight is dimmed. The dimming process stops by removing the pen. When the dimming pen is attached again, the dimming direction is changed. Your set dimming is automatically saved after approx. 5 - 10 seconds. The dimming range is flicker-free adjustable from 100% to 10% in 256 steps. The spotlight is set to 100% at initial start-up.




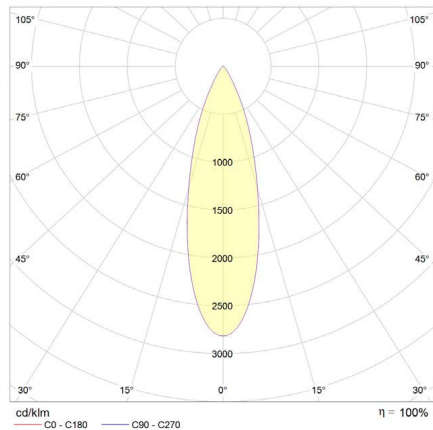
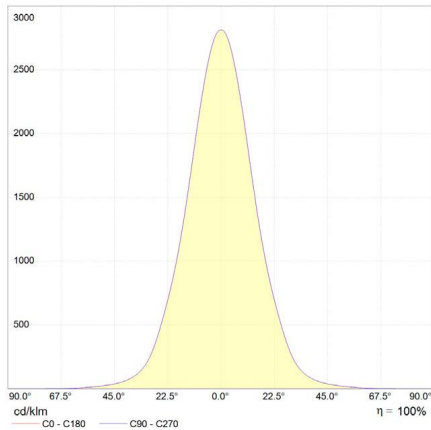
**Dimming Pen included**

Job Name/Date:

Fixture Type Designation:

## PHOTOMETRIC DATA

for light color 3,000 K | standard lens 30° | color rendering index typ. 97, R9 > 90, R12 > 90 | color variation ≤ 3 SDCM



Job Name/Date:

Fixture Type Designation: