

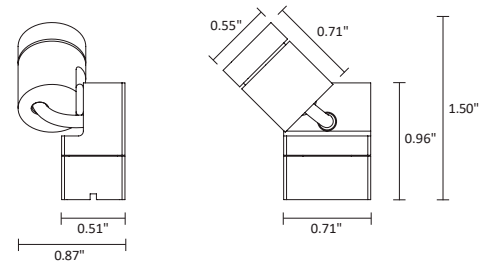
C1-mini-LC is an LED spotlight for installation on magnetic track, suitable for showcase lighting in museum and retail settings. It is 360° rotatable, 90° swivelling and is available with a variety of optics, 5 color temperatures and 3 standard finishes.



TECHNICAL DATA

Wattage / Input	1W (12VDC)
Power Supply	Remote - See Magnetic Track Sheet
Dimming	Individual Dimming Not Available See page 3 for dimming driver options
Construction	Body: Anodized Aluminum
CCT	2700K, 3000K, 3500K, 4000K, 5700K
CRI	>90
Delivered Lumens	60 lm (3000K, 30°)
Efficacy	60 lm/W (3000K, 30°)
Optics	8 Standard, See Below
Finishes	3 Standard, See Below
Fixture Dimensions	Ø0.55" x 1.50"
Lumen Maintenance	L80,B10 >50,000hrs
IP Rating	IP20

Fixture Dimensions

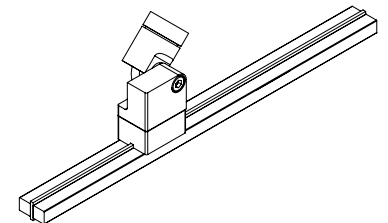


NOTE: Track to be ordered separately

ORDERING INFORMATION

Example: C1-MINI-LC-10-40-18-G. Accessories / Power Supplies ordered separately.

C1-MINI-LC	-	10	-		-		-		
Model No.	Wattage	CCT	Optics	Finish					
C1-MINI-LC	10 - 1W	27 - 2700K	15 - 15°	B - Anodized Black					
		30 - 3000K	18 - 18°	S - Silver					
		35 - 3500K	26 - 26°	G - Gold					
		40 - 4000K	30 - 30°	C - Custom RAL					
		57 - 5700K	45 - 45°	(consult factory for "C")					
			80 - 80°						
			47 - 47°+25°						
			40 - 40°+10°						



Job Name/Date:

Fixture Type Designation:

ACCESSORIES - OPTIONAL



Honeycomb Grid




Anti-Glare Tube




Inclined Tube

See separate sheet for Magnetic Track. Consult factory for Remote Power Supply for Magnetic Track.



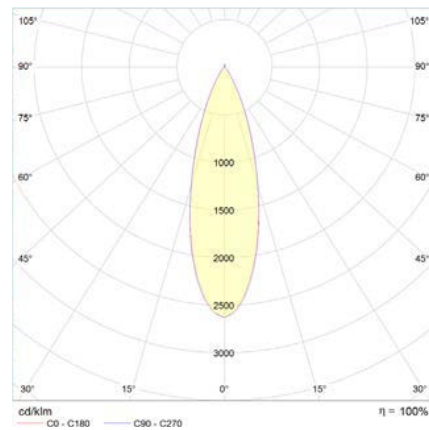
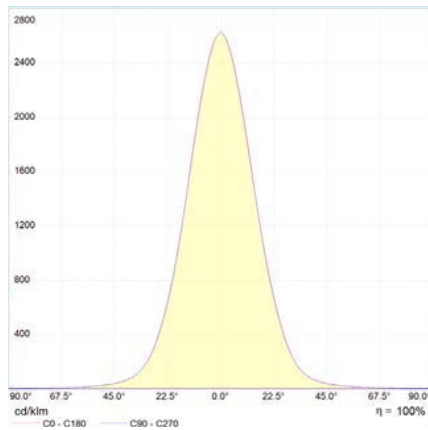
Light Diffusion Foil



Barn Door

PHOTOMETRIC DATA

for light color 3000K // standard lens 30° // color rendering index typ. 97, R9 > 90, R12 > 90 // color variation ≤ 3 SDCM



Job Name/Date:

Fixture Type Designation:

SUGGESTED POWER SUPPLIES

12VDC

Part Number	Description	Input/Output	# of Fixtures
PPLT00162	Non-Dim	120-277VAC to 12VDC, 20W, Class 2, IP64	1-16
PPLT00652	0-10V Dimming	120-277VAC to 12VDC, 30W, Class 2	1-24
PPLT00654	0-10V Dimming	120-277VAC to 12VDC, 50W, Class 2	1-40
PPLT00134	Non-Dim	120-277VAC to 12VDC, 60W, Class 2, IP64	1-48

For other power supply options consult factory.

Job Name/Date:

Fixture Type Designation: