

C1-MINI-S-VL

C1-mini-S-VL is an LED spotlight for installation in display cases, suitable for showcase lighting in museum and retail settings. It is 360° rotatable, 135° swivelling, has an attachment with mounting flange and is available with a variety of optics, 5 color temperatures and 3 standard finishes.

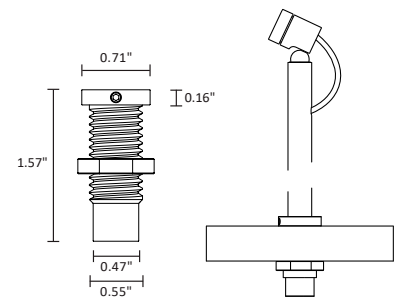
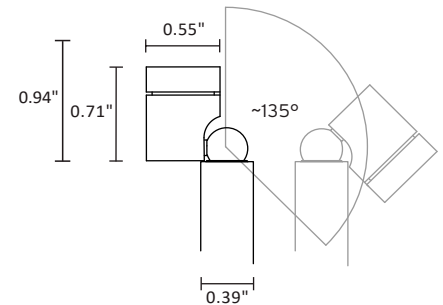


Variations with 2 or 3 heads on request.

TECHNICAL DATA

Wattage / Input	1.8W (600mA)
Power Supply	Remote, not included. See page 2.
Dimming	Dimming by Remote Driver - See page 2 <i>(Not Suitable for Dimming Pen)</i>
Construction	Body: Anodized Aluminum
CCT	2700K, 3000K, 3500K, 4000K, 5700K
CRI	>90
Delivered Lumens	130 lm (3000K, 30°)
Efficacy	72.2 lm/W (3000K, 30°)
Optics	8 Standard 15° Glass Lens – Aspherical w/ Light Diffusion Foil
Finishes	3 Standard, See Below
Fixture Dimensions	Ø0.55" x 0.71" (head) Ø0.39" (base) Standard extension max. 17.32" (max. visible length 15.75") - can be shortened on request Additional height adjustable via flange Panel thickness 0.08" - 0.91" Borehole Ø 0.57"
Lumen Maintenance	L80,B10 >50,000hrs
IP Rating	IP20

Fixture Dimensions



ORDERING INFORMATION

Example: C1-MINI-S-VL-18-40-18-G. Accessories / Power Supplies ordered separately.

C1-MINI-S-VL	-	18	-		-		-		
Model No.	Wattage	CCT	Optics	Finish					
C1-MINI-S-VL	18 - 1.8W	27 - 2700K	15 - 15° *	B - Anodized Black					
		30 - 3000K	18 - 18°	S - Silver					
		35 - 3500K	26 - 26°	G - Gold					
		40 - 4000K	30 - 30°	C - Custom RAL					
		57 - 5700K	45 - 45°	<i>(consult factory for "C")</i>					
			80 - 80°						
			47 - 47°+25°						
			40 - 40°+10°						

* GLASS LENS – ASPHERICAL WITH LIGHT DIFFUSION FOIL, SEE ACCESSORIES PAGE


Job Name/Date:

Fixture Type Designation:

ACCESSORIES



Honeycomb Grid
A000600




***15° Glass Lens - Aspherical**
with Light Diffusion Foil



Anti-Glare Tube
A300016 - __
SI - silver
SW - black
CH - champagne (min. 10)
HA - hard anodized (min. 10)
GO - gold (min. 10)
RAL - custom RAL



Inclined Tube
A300019 - __
SI - silver
SW - black
CH - champagne (min. 10)
HA - hard anodized (min. 10)
GO - gold (min. 10)



Barn Door
A300020 - __
SI - silver
SW - black
RAL - custom RAL

SUGGESTED POWER SUPPLIES


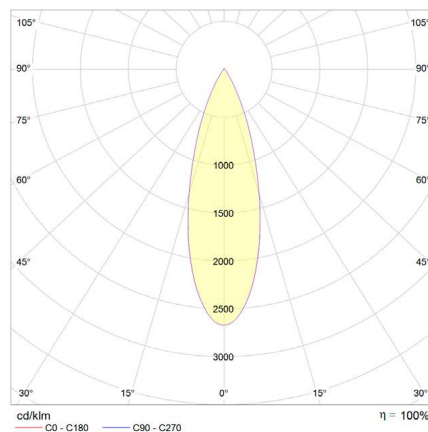
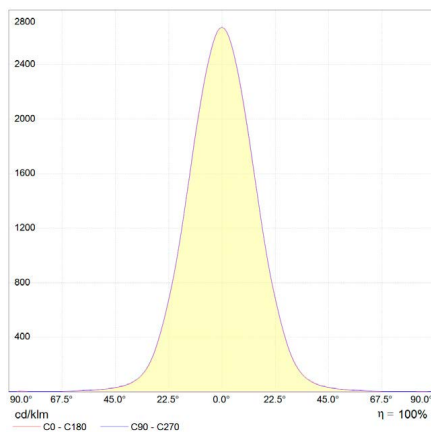
600mA

Part Number	Description	Input/Output	# of Fixtures
PPLT00309-P	0-10V Dimming to 0.1%	120-277VAC to 600mA, 50W, Class 2, DAMP	1-16

For other power supply options consult factory.

PHOTOMETRIC DATA

for light color ~3,000K | standard lens 30° | color rendering index typ. 97, R9 > 90, R12 > 90 | color variation ≤ 3 SDCM



Job Name/Date:

Fixture Type Designation: