



## LED spotlight C1-mini-R-SL

### description:

LED spotlight for installation on light bar R-SL-16  
180° rotatable, 55° swiveling

### housing color:

aluminum anodized black, silver, gold  
(other surface finishing on request)

### optics:

8°, 15°, 18°, 26°, 30°, 45°, 80°, 47°+25°, 40°+10°

### light color (+/- 100K):

2700K, 3000K, 3500K, 4000K, 5700K

high power LED, high CRI DIN EN 55015:2013,  
lifetime 50,000 hours | basis of lifetime L80B10

protection class: IP20

### max. luminous flux (3000K | standard lens 30°):

60lm at 1.0W (60 lm/W)  
110lm at 2.0W (55 lm/W)

power input: 12VDC constant voltage

### allowed LED driver:

power supply of LPF, LPV, NPF or APV series  
by MeanWell with constant voltage 12VDC  
(other power supplies on request)

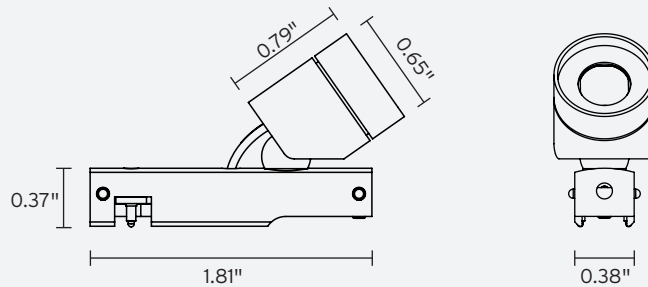
dimming: see drivers

accessory: LED light bar R-SL-16

### optional accessory:

honeycomb grid, anti-glare tube, inclined tube, snoot (8°),  
light diffusion foil, barn door, zoom optic (9°-33°)

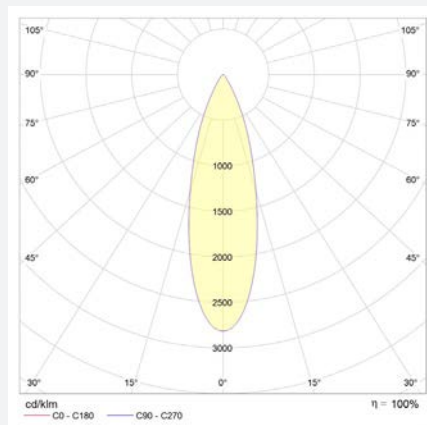
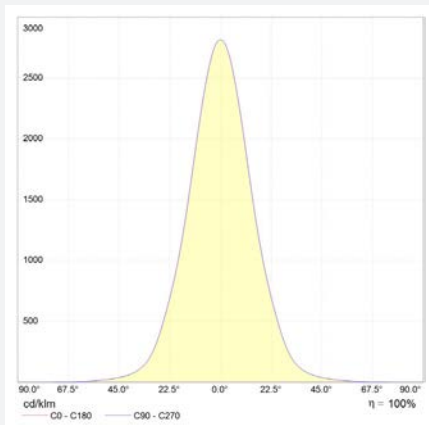
## dimensions



specification in inches

## photometry

for light color 3000K | standard lens 30° | color rendering index typ. 97, R9 > 90, R12 > 90 | color variation ≤ 3 SDCM



## Sensor area

The sensor is located on the side of the cable entry in the lamp base. (Position depends on installation direction)

## Dimming

Place the dimming pen in the sensor area. As soon as the green feedback LED lights up, the sensor is activated and the spotlight is dimmed. The dimming process stops by removing the pen. When the dimming pen is attached again, the dimming direction is changed. Your set dimming is automatically saved after approx. 5 - 10 seconds.

The dimming range is flicker-free adjustable from 100% to 10% in 256 steps. The spotlight is set to 100% at initial start-up.



technical changes reserved | May 2021