

The Centaur C4X is a 4" diameter ingrade uplight made of stainless steel that is suitable for power washing and is driveover rated up to 11,000 lbs.

TECHNICAL DATA

Wattage / Input	3W, 9W (24VDC)
Power Supply	Remote, not included. See page 2.
Construction	Body and Trim: Stainless Steel 304 Alloy Jbox: Cast Stainless Steel Lens: 0.4" Tempered Glass Lens Frame: Threaded Bottlecap
CCT	3000K, 4000K
CRI	>80
BUG Rating	B0-U3-G0 (6°, 6°x25°)
Delivered Lumens	270 lm (9W, 6°, 3000K) 224 lm (9W, 6°x25°, 3000K)
Efficacy	30 lm/W (9W, 6°, 3000K) 25 lm/W (9W, 6°x25°, 3000K)
Optics	0°, 6°, 25°, 6°x25°
Finishes	Stainless Steel 304 Alloy
Fixture Dimensions	Ø4.0" x 4.0" h
LED Source	3x1W or 3x3W Cree XPE LED
IP Rating	IP68, IP69
Driveover Rated	11,000 lbs



Fixture Dimensions

Ø4.0" x 4.0" h

See Full Drawing on page 2

ORDERING INFORMATION

Example: C4X-L-330-4-SS-1-X-T-0. Power Supplies / Accessories ordered separately.

C4X-L	-		-	4	-	SS	-		-	X	-		-	
Model #	Wattage/CCT		Body	Finish	Optics	Driver	Lens	Options						
C4X-L	330 - 3W, 3000K 340 - 3W, 4000K 930 - 9W, 3000K 940 - 9W, 4000K		4 - Recessed box with conduit entries	SS - Stainless Steel	1 - 6° 2 - 25° 4 - 6°x25° Elliptical 0 - None Note: Optics for use with 'T' clear glass lens. They are not intended for 'K' or 'G' lens - use 0 - None	X - Remote See p.2 to specify Note: 0-10V on board dimming	T - Clear Tempered Glass G - Frosted Tempered Glass K - Flash White BTM & Clear Top Q - Non-Skid Patterned Tempered Glass J - Flash White BTM & Non-Skid Top Pattern Note: Optics for use with 'T' clear glass lens. They are not intended for 'K' or 'G' lens - use 0 - None	0 - None H - Honeycomb Louver A - Anti-Glare Shield Note: Rubber Lens Holder PP600167 included w/ options						

Job Name/Date:

Fixture Type Designation:

SUGGESTED POWER SUPPLIES

24VDC

Part Number	Description	Input/Output	# of Fixtures	
			3W	9W
PPLT00586	Non-Dim	120-277VAC to 24VDC, 40W, Class 2	1-10	1-3
PPLT00284	Non-Dim	120VAC to 24VDC, 100W, Class 2	1-26	1-8

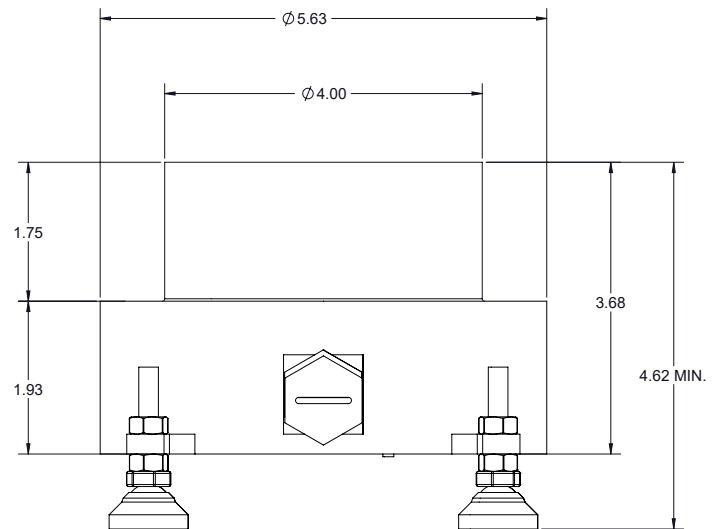
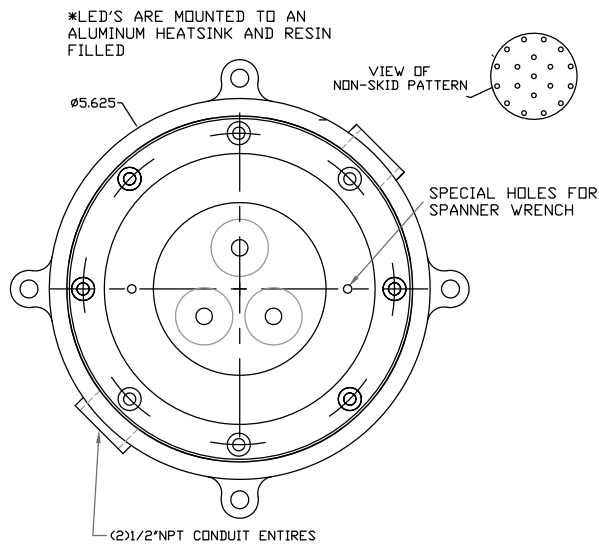
Suggested Lutron Compatible

Part Number	Option	Lutron SKU	Dim Range	Description	Input/Output	# of Fixtures	
						3W	9W
PPLT00273	L3DAE / L3DA3W	L3DA	100%-1%	Hi-Lume™ 1% EcoSystem™ or 1% 3-Wire LED Driver	120-277VAC to 24VDC, 40W, Class 2	1-10	1-3
PPLT00530	L3DAE / L3D0	L3DA/L3D0	100%-1%	Hi-Lume™ 0.1% EcoSystem™ or 3-Wire LED Driver	120-277VAC to 24VDC, 96W, Class 2	1-25	1-8

For other power supply options consult factory.

NOTE: 0-10V DIMMING INTERFACE INCLUDED - to be wired separately

FIXTURE DIMENSIONS



Job Name/Date:

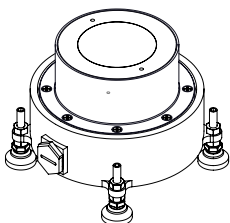
Fixture Type Designation:

ACCESSORIES

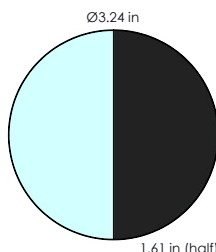
Installation



LL301 - Optional
Leveling Pad
Set of 4



Anti-Glare



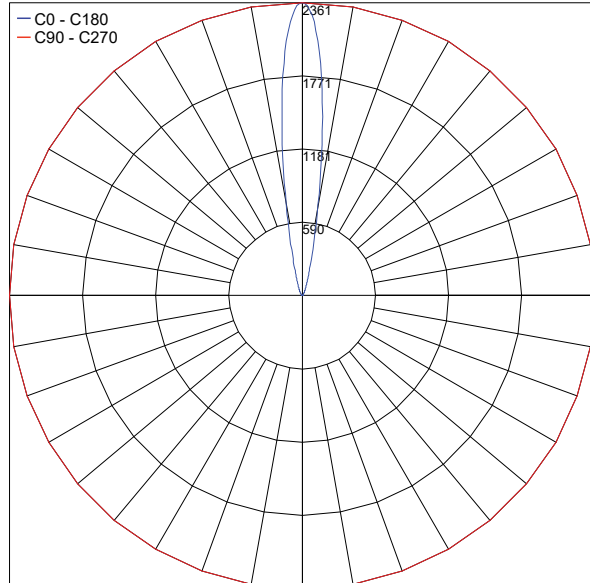
PPDG0059001*
Anti-Glare Shield
*include as an option
in ordering matrix

PHOTOMETRIC DATA

Note all Photometry is 3000K

6°

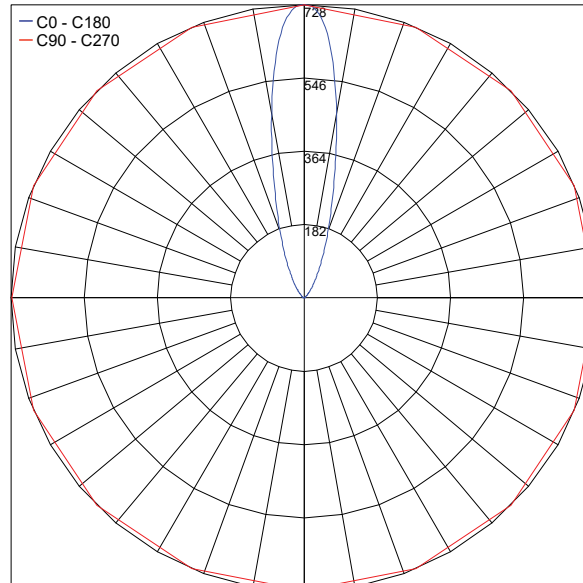
Maximum Candela = 2361



PHOTOMETRIC FILENAME : C4X-L9304SS1XTV0 9W 3000K 6°.IES

6°x25°

Maximum Candela = 727.9



PHOTOMETRIC FILENAME : C4X-L9304SS4XTV0 9W 3000K 6°x25°.IES

Job Name/Date:

Fixture Type Designation: