

The Cameo 1.0 is a small recessed downlight for indoor applications. The fixture is ideal for tight plenums, false ceilings and niches in plasterboard. Available in 3 color temperatures and 5 optical options.

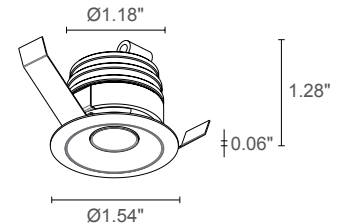


## TECHNICAL DATA

<b>Wattage / Input</b>	1.5W (500mA)
<b>Power Supply</b>	Remote, not included. See page 2.
<b>Construction</b>	Body/Trim: Aluminum alloy EN AW 6026 Cable Length: 4.92'
<b>CCT</b>	2700K, 3000K, 4000K
<b>CRI</b>	>90
<b>Delivered Lumens</b>	144 lm (3000K, 29°)
<b>Efficacy</b>	96 lm/W (3000K, 29°)
<b>Optics</b>	5 Standard (see below)
<b>Finishes</b>	White, Black, Custom RAL
<b>Fixture Dimensions</b>	Ø1.54" x 1.28" h
<b>Cut-out Size</b>	Ø1.38" (for ceiling installations)
<b>Fixture Weight</b>	0.15 lbs
<b>LED Source</b>	1 Power LED
<b>Lumen Maintenance</b>	L90, B10 >50,000hrs (Ta 25°C)
<b>Color Consistency</b>	1/4 ANSI BIN
<b>Operating Temp.</b>	32°F to +113°F
<b>IP Rating</b>	IP40
<b>IK Rating</b>	-
<b>JA8</b>	Exempt

Cutout Dimensions for ceiling installations = Ø1.38"

Fixture Dimensions



## ORDERING INFORMATION

Example: **CM1020100050ME**. Power Supplies / Accessories ordered separately.

CM10201000			
Model No.	CCT	Optics	Finish
CM10201000	<b>F0</b> - 2700K <b>50</b> - 3000K <b>90</b> - 4000K	<b>S</b> - 17° <b>M</b> - 29° <b>P</b> - 48° sharp <b>L</b> - 52° <b>W</b> - 16°x34°	<b>E</b> - White <b>N</b> - Black <b>C</b> - Custom RAL (Consult factory for "C")

Job Name/Date:

Fixture Type Designation:

## SUGGESTED POWER SUPPLIES

500mA

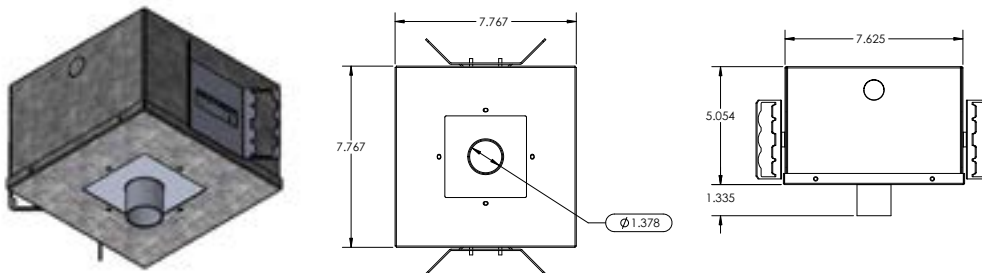
Part Number	Description	Input/Output	# of Fixtures
<a href="#">PPLT00497</a>	Phase Dim (120V only)	120VAC to 500mA, 12W, Class 2	3-6
<a href="#">PPLT00467-P</a>	0-10V Dimming to 1%	120-277VAC to 500mA, 50W, Class 2	1-15
<a href="#">PPLT00538-P</a>	0-10V Dimming to 0.1%	120-277VAC to 500mA, 100W, Class 2	1-60

## Suggested Lutron Compatible

Part Number	Option	Lutron SKU	Dim Range	Description	Input/Output	# of Fixtures
<a href="#">PPLT00259</a>	L3DAE / L3DA3W	L3DA	100%-1%	Hi-Lume™ 1% EcoSystem™ / 3-Wire LED Driver	120-277VAC to 500mA, 10W, Class 2	4-5
<a href="#">PPLT00195</a>	L3DAE / L3DA3W	L3DA	100%-1%	Hi-Lume™ 1% EcoSystem™ / 3-Wire LED Driver	120-277VAC to 500mA, 19W, Class 2	7-10
<a href="#">PPLT00180</a>	L3DAE / L3DA3W	L3DA	100%-1%	Hi-Lume™ 1% EcoSystem™ / 3-Wire LED Driver	120-277VAC to 500mA, 27W, Class 2	14-14

For other power supply options consult factory.

## ACCESSORIES - Installation



**AH-00007-IC** (IC Rated)

**AH-00007-CP** (Chicago Plenum - JA8 Rated)

Housing for recessed installation in ceilings.

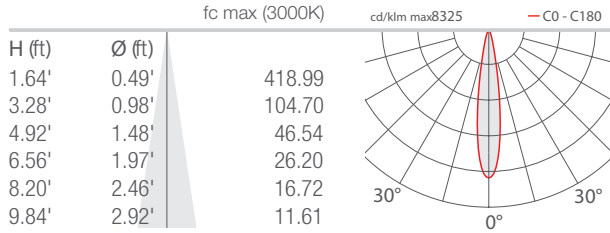
Job Name/Date:

Fixture Type Designation:

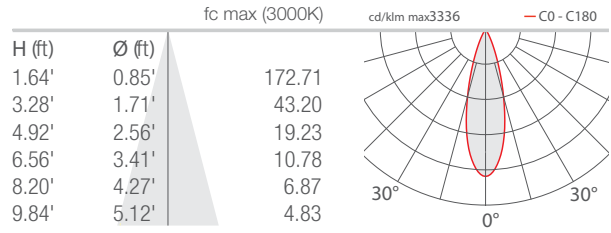
## PHOTOMETRIC DATA

Note all Photometry is 3000K

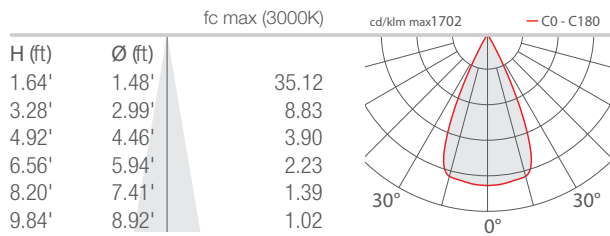
### S - 17°



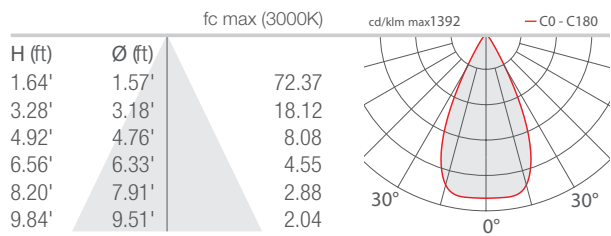
### M - 29°



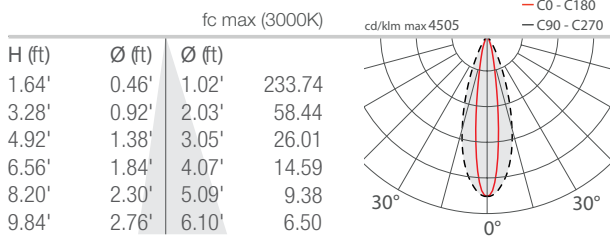
### P - 48° Sharp



### L - 52°



### W - 16°x34°



Job Name/Date:

Fixture Type Designation: