

CAMEO 1.7

The Cameo 1.7 is a small adjustable recessed downlight for indoor applications. With $\pm 20^\circ$ tiltable optics and 360° rotation, the fixture is ideal for tight plenums, false ceilings and niches in plasterboard.

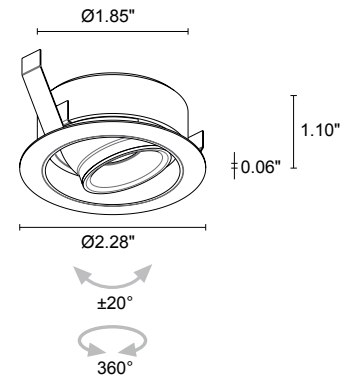


TECHNICAL DATA

Wattage / Input	2.5W (24VDC)
Power Supply	Remote, not included. See page 2.
Construction	Body/Trim: Aluminum Alloy EN AW 6026 Cable Length: 4.92'
CCT	2700K, 3000K, 4000K
CRI	>90
Delivered Lumens	144 lm (3000K, 29°)
Efficacy	57.6 lm/W (3000K, 29°)
Optics	5 Standard, tiltable $\pm 20^\circ$ (see below)
Finishes	White, Black, Custom RAL
Fixture Dimensions	$\varnothing 2.28'' \times 1.10''$ h
Cut-out Size	$\varnothing 2.13''$ (for ceiling installations)
Fixture Weight	0.15 lbs
LED Source	1 Power LED
Lumen Maintenance	L90, B10 >50,000hrs (Ta 25°C)
Color Consistency	1/4 ANSI BIN
Operating Temp.	32°F to +113°F
IP Rating	IP40
IK Rating	-

Cutout Dimensions for ceiling installations = $\varnothing 2.13''$

Fixture Dimensions



ORDERING INFORMATION

Example: CM1700100050ME. Power Supplies ordered separately.

CM17001000			
Model No.	CCT	Optics	Finish
CM17001000	F0 - 2700K 50 - 3000K 90 - 4000K	S - 17° tiltable $\pm 20^\circ$ M - 29° tiltable $\pm 20^\circ$ P - 48° sharp tiltable $\pm 20^\circ$ L - 52° tiltable $\pm 20^\circ$ W - 16°x34° tiltable $\pm 20^\circ$	E - White N - Black C - Custom RAL (Consult factory for "C")

Job Name/Date:

Fixture Type Designation:

SUGGESTED POWER SUPPLIES

24VDC

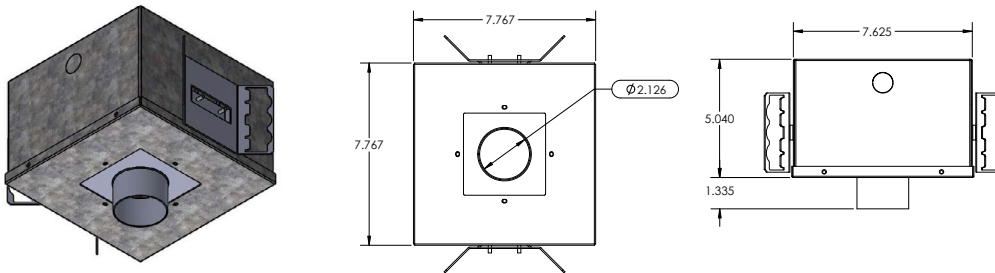
Part Number	Description	Input/Output	# of Fixtures
PPLT00128	Non-Dim	120VAC to 24VDC, 6W, Class 2	1-1
PPLT00275	Non-Dim	120-277VAC to 24VDC, 12W, Class 2	1-3
PPLT00632	0-10V Dimming (Dim to Off)	120-277VAC to 24VDC, 12W, Class 2	1-3
PPLT00155	Non-Dim	120VAC to 24VDC, 30W, Class 2	1-9
PPLT00586	Non-Dim	120-277VAC to 24VDC, 40W, Class 2	1-12
PPLT00709	ELV / TRIAC & 0-10V Dimming	120-277VAC to 24VDC, 96W, Class 2, DAMP	1-30
PPLT00543	0-10V Dimming to 15% (-40°C / -40°F cold weather start)	120-277VAC to 24VDC, 100W, Class 2	4-32

Suggested Lutron Compatible

Part Number	Option	Lutron SKU	Dim Range	Description	Input/Output	# of Fixtures
PPLT00273	L3DAE / L3DA3W	L3DA	100%-1%	Hi-Lume™ 1% EcoSystem™ or 1% 3-Wire LED Driver	120-277VAC to 24VDC, 40W, Class 2	1-12
PPLT00530	L3DAE / L3D0	L3DA/L3D0	100%-1%	Hi-Lume™ 0.1% EcoSystem™ or 3-Wire LED Driver	120-277VAC to 24VDC, 96W, Class 2	1-30

For other power supply options consult factory.

ACCESSORIES - Installation



AH-00008-IC (IC Rated)

AH-00008-CP (Chicago Plenum Rated)

Housing for recessed installation in ceilings.

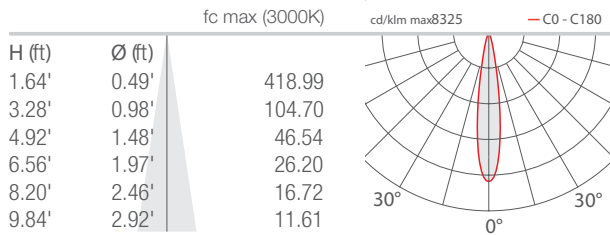
Job Name/Date:

Fixture Type Designation:

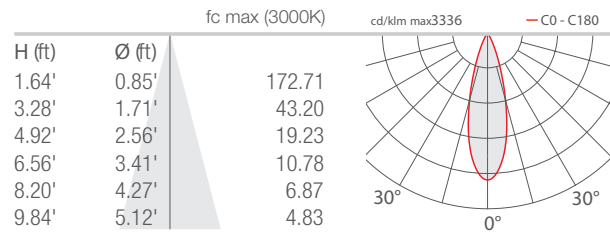
PHOTOMETRIC DATA

Note all Photometry is 3000K

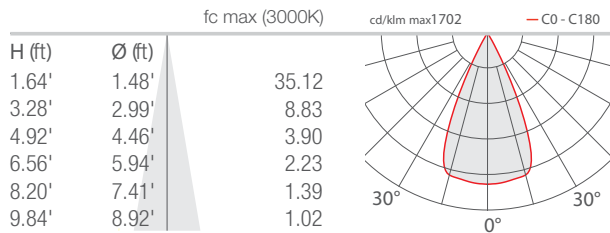
S - 17°



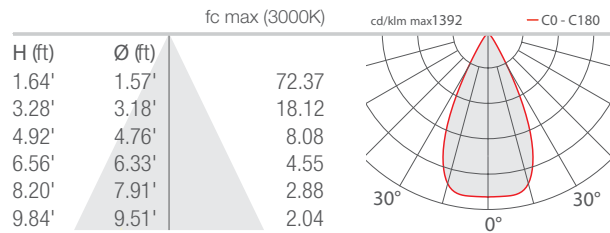
M - 29°



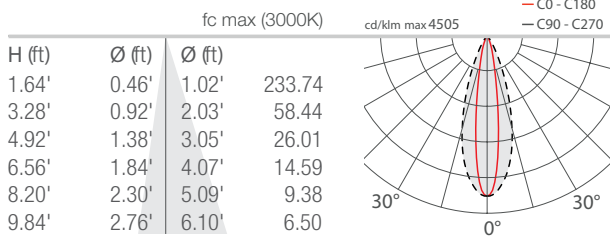
P - 48° Sharp



L - 52°



W - 16°x34°



Job Name/Date:

Fixture Type Designation: