

COMBINA D 1.1 (SQUARE ADJUSTABLE)

Combina D is an indoor recessed downlight offered in 4 different sizes and wattages. It can be configured to meet your exact requirements: first choose the body, fixed or adjustable to 30°; then the installation, flushed or regressed; then the retaining bezel, round or square. Combina D 1.1 Square is adjustable and can be further customized with the choice of cover in 2 different depths. Optical filters allow you to alter the lighting effect to obtain a diffuse or elliptical output.

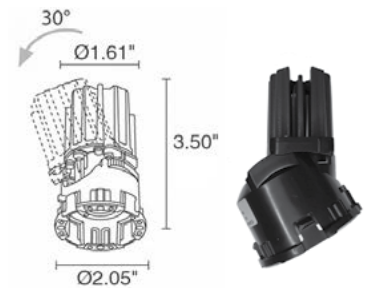
TECHNICAL DATA

Wattage / Input	6W (500mA)
Power Supply	Remote Constant Current
Construction	Body: Die-cast Aluminum and Bayblend Bezel/Cover: Die-cast Aluminum Cables: 2x0.98' Single-core PVC included
CCT	2700K, 3000K, 4000K
CRI	>90
Delivered Lumens	293 lm (3000K, 16°)
Efficacy	48.3 lm/W (3000K, 16°)
Optics	16°, 22°, 33°
Finishes	White, Black, Antique Bronze, Primer, Custom RAL
Fixture Dimensions	2.76" w x 2.76" l - Adjustable to 30° (See base measurements on right)
Fixture Weight	0.66 lbs
LED Source	1 High Intensity Power LED
Lumen Maintenance	L90, B10 >50,000 hrs (Ta 25°C)
Color Consistency	3-Step MacAdam
Operating Temp.	-4°F to +113°F
IP Rating	IP40, IP44 with filter
UGR Rating	UGR <13



Square, Flat Cover

Adjustable Body Dimensions



Square, Shallow Cover

ORDERING INFORMATION - *Required continued on page 2.*

(Please print out PDF to fill in electronically and return to quotes@designplan.com)

Ex: CC11201000F0S0-US.

CC11201000			-US
Model No.	CCT	Optics	
CC11201000	F0 - 2700K 50 - 3000K 90 - 4000K	S0 - 16° M0 - 22° L0 - 33°	-US

Job Name/Date:

Fixture Type Designation:

COMBINA D 1.1 (SQUARE ADJUSTABLE)

(Please print out PDF to fill in electronically and return to quotes@designplan.com)

datasheet

Enter code here:

SQUARE RETAINING BEZEL - For Installation (REQUIRED)



WGCC10A2F
Square Bezel
For flush installation
Cut Out Dimensions 3.07" x 3.07"



WGCC10A2T
Square Bezel
For regressed installation
Cut Out Dimensions 2.36" x 2.36"

Enter code here:

SQUARE COVERS - For Installation (REQUIRED)



WZCC1020_
Square Flat



WZCC1040_
Square Shallow

Deep Cover not available
on adjustable version

Include one of the below finishes as last digit:


- 8 - Primer
- E - White
- N - Black
- Z - Antique Bronze
- C - Custom RAL

Enter code here:

ACCESSORIES - Installation



WHCC10A2
Honeycomb Louver
Square Cover: Flat, Shallow



WRCC10S1D
Diffuser Filter
Square Cover: Flat, Shallow



WRCC10S1W
Elliptical Filter
Square Cover: Flat, Shallow



WRCC10S1T
Transparent IP44 screen
Square Cover: Flat, Shallow

Adding this filter changes
the light output: please consult
the photometric data.

Job Name/Date:

Fixture Type Designation:

SUGGESTED POWER SUPPLIES

500mA (Delivered Lumens 293 at 16°)

Part Number	Description	Input/Output	# of Fixtures
PPLT00469	Phase Dimming (120V Only)	120VAC to 500mA, 14W, Class 2	1-2
PPLT00308-P	0-10V Dimming (to 0.1%)	120-277VAC to 500mA, 30W, Class 2	1-4
PPLT00467-P	0-10V Dimming (to 1.0%)	120-277VAC to 500mA, 50W, Class 2	1-4
PPLT00538-P	0-10V Dimming (to 0.1%)	120-277VAC to 500mA, 100W, Class 2	1-12

Suggested Lutron Compatible

Part Number	Option	Lutron SKU	Dim Range	Description	Input/Output	# of Fixtures
PPLT00259	L3DAE / L3DA3W	L3DA	100%-1%	Hi-Lume™ 1% EcoSystem™ / 1% 3-Wire LED Driver	120-277VAC to 500mA, 10W, Class 2	1-1
PPLT00195	L3DAE / L3DA3W	L3DA	100%-1%	Hi-Lume™ 1% EcoSystem™ / 1% 3-Wire LED Driver	120-277VAC to 500mA, 19W, Class 2	2-2
PPLT00180	L3DAE / L3DA3W	L3DA	100%-1%	Hi-Lume™ 1% EcoSystem™ / 1% 3-Wire LED Driver	120-277VAC to 500mA, 27W, Class 2	3-3

For other power supply options consult factory.

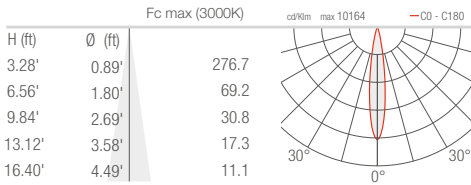
Job Name/Date:

Fixture Type Designation:

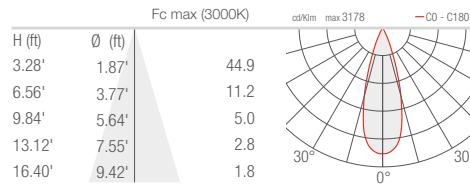
PHOTOMETRIC DATA

Note all Photometry is 3000K

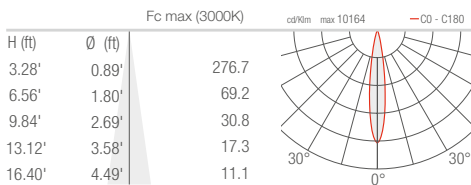
S - 16° CRI 90 - flat, square cover



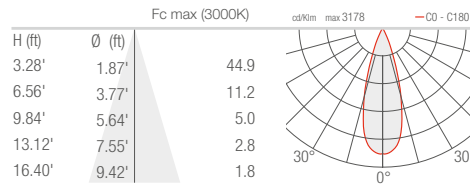
L - 33° CRI 90 - flat, square cover



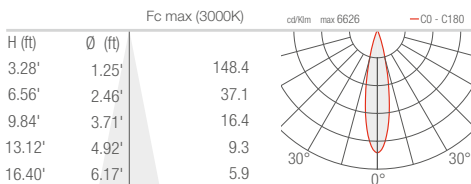
S - 16° CRI 90 - shallow, square cover



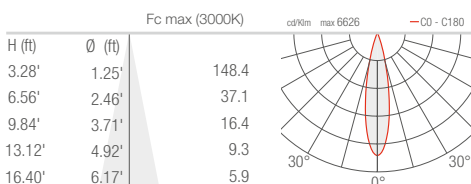
L - 33° CRI 90 - shallow, square cover



M - 22° CRI 90 - flat, square cover



M - 22° CRI 90 - shallow, square cover



Job Name/Date:

Fixture Type Designation: