

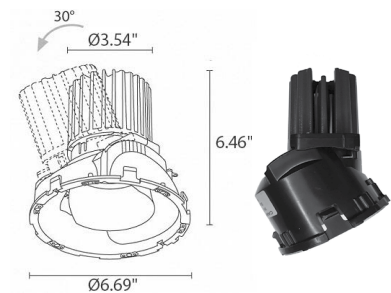
# COMBINA D 4.1 (ROUND ADJUSTABLE)

Combina D is an indoor recessed downlight offered in 4 different sizes and wattages. It can be configured to meet your exact requirements: first choose the body, fixed or adjustable to 30°; then the installation, flushed or regressed; then the retaining bezel, round or square. Combina D 4.1 Round is adjustable and can be further customized with the choice of cover in 2 different depths. Optical filters allow you to alter the lighting effect to obtain a diffuse or elliptical output.



Round, Flat Cover

Adjustable Body Dimensions



Round, Shallow Cover

## TECHNICAL DATA

<b>Wattage / Input</b>	29W (800mA)
<b>Power Supply</b>	Remote Constant Current
<b>Construction</b>	Body: Die-cast Aluminum and Bayblend Bezel/Cover: Die-cast Aluminum Cables: 2x0.98' Single-core PVC included
<b>CCT</b>	2700K, 3000K, 4000K (only CRI>90)
<b>CRI</b>	>90 , >97 (not available on 4000K)
<b>Delivered Lumens</b>	2203 lm (3000K, 20°, CRI >97) 2260 lm (3000K, 20°, CRI >90)
<b>Efficacy</b>	76.0 lm/W (3000K, 20°, CRI >97) 77.9 lm/W (3000K, 20°, CRI >90)
<b>Optics</b>	20°, 29°, 38°
<b>Finishes</b>	White, Black, Antique Bronze, Primer, Custom RAL
<b>Fixture Dimensions</b>	Ø7.87" - Adjustable to 30° (See base measurements at right)
<b>Fixture Weight</b>	2.20 lbs
<b>LED Source</b>	1 High Intensity Power LED
<b>Lumen Maintenance</b>	L90, B10 >50,000 hrs (Ta 25°C)
<b>Color Consistency</b>	2-Step MacAdam
<b>Operating Temp.</b>	-4°F to +113°F
<b>IP Rating</b>	IP40, IP44 with filter
<b>UGR Rating</b>	UGR <13

## ORDERING INFORMATION - *Required continued on page 2.*

(Please print out PDF to fill in electronically and return to quotes@designplan.com)

Ex: CC41201000F0S0-US.

CC4120				-US
Model No.	CRI	CCT	Optics	
CC4120	1000 - >90 2000 - >97* *CRI>97 not available on 4000K	F0 - 2700K 50 - 3000K 90 - 4000K (4000K only CRI>90)	S0 - 20° M0 - 29° L0 - 38°	-US

Job Name/Date:

Fixture Type Designation:

# COMBINA D 4.1 (ROUND ADJUSTABLE)

(Please print out PDF to fill in electronically and return to quotes@designplan.com)

datasheet

Enter code here:

## ROUND RETAINING BEZEL - For Installation (REQUIRED)



**WGCC40A1F**

Round Bezel

For flush installation

Cut Out Dimensions Ø8.27"



**WGCC40A1T**

Round Bezel

For regressed installation

Cut Out Dimensions Ø7.36"

Enter code here:

## ROUND COVERS - For Installation (REQUIRED)



**WZCC4010\_**

Round Flat



**WZCC4030\_**

Round Shallow

**Deep Cover not available  
on adjustable version**

Include one of the below finishes as last digit:

**8** - Primer

**E** - White

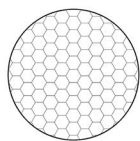
**N** - Black

**Z** - Antique Bronze

**C** - Custom RAL

Enter code here:


## ACCESSORIES - Installation



**WHCC40A1**

Honeycomb Louver


Round Cover: Flat, Shallow



**WRCC40R1D**

Diffuser Filter


Round Cover: Flat, Shallow



**WRCC40R1W**

Elliptical Filter

Round Cover: Flat, Shallow



**WRCC40R1T**

Transparent IP44 screen

Round Cover: Flat, Shallow

Adding this filter changes  
the light output: please consult  
the photometric data.

Job Name/Date:

Fixture Type Designation:

## SUGGESTED POWER SUPPLIES

800mA - Low Lumen Output (29W Delivered Lumens 2260 at 20°, 3000K, CRI >90)

Part Number	Description	Input/Output	# of Fixtures
<a href="#">PPLT00308-P</a>	0-10V Dimming (to 0.1%)	120-277VAC to 800mA, 30W, Class 2	1-1
<a href="#">PPLT00491-P</a>	DALI (to 1.0%)	120-277VAC to 800mA, 30W, Class 2	1-1
<a href="#">PPLT00309-P</a>	0-10V Dimming (to 0.1%)	120-277VAC to 800mA, 50W, Class 2	1-1

*For other power supply options consult factory.*

Job Name/Date:


Fixture Type Designation:

# COMBINA D 4.1 (ROUND ADJUSTABLE)


## PHOTOMETRIC DATA

Note all Photometry is 3000K


### S - 20° CRI 90 - flat, round cover



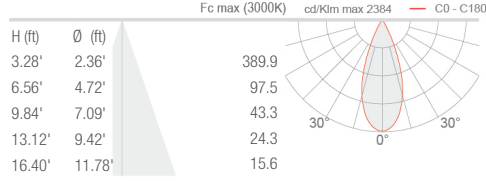
### L - 38° CRI 90 - flat, round cover



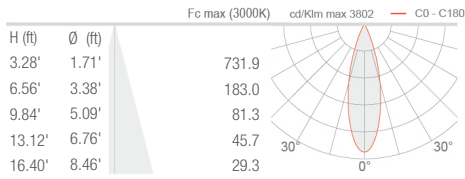
### S - 20° CRI 90 - shallow, round cover



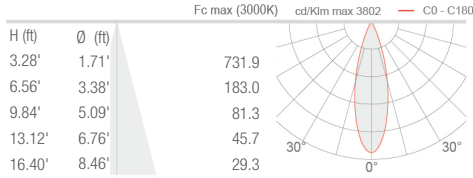
### L - 38° CRI 90 - shallow, round cover



### M - 29° CRI 90 - flat, round cover



### M - 29° CRI 90 - shallow, round cover



Job Name/Date:

Fixture Type Designation: