

CUBE C 1.3

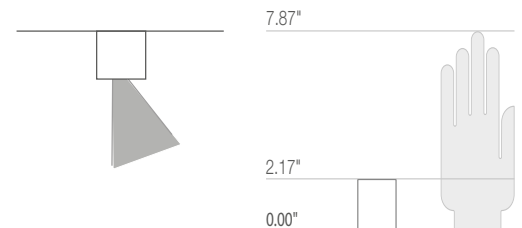
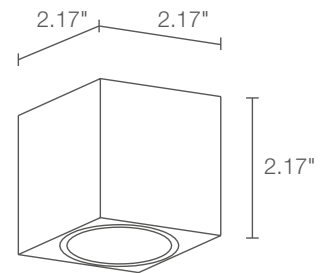
Cube C 1.3 is a wet label ceiling mounted downlight rated for outdoor use. Available in white or blue light as well as RGB with 3 optical options in 3 standard finishes.



TECHNICAL DATA

Wattage / Input	6W (500mA), 3W (350mA, RGB)
Power Supply	Remote, not included. See page 2.
Construction	Body: Anti-corrosive aluminum Lens: Frosted plexiglass
CCT	2700K, 3000K, 4000K, 5000K, Blue; RGB
CRI	>80
BUG Rating	B1-U1-G0 (3000K)
Delivered Lumens	295 lm (3000K, 28°) 126 lm: (R) 46 lm, (G) 60 lm, (B) 20 lm
Efficacy	49 lm/W (3000K, 28°) 42 lm/W (RGB)
Optics	3 Standard (see below)
Finishes	3 Standard, Custom RAL (see below)
Fixture Dimensions	2.17" l x 2.17" w x 2.17" h
Aperture	Ø2.0"
Fixture Weight	0.77 lbs
LED Source	3 Power LEDs
Lumen Maintenance	L90,B10 >50,000hrs (Ta 25°C)
Color Consistency	1/4 ANSI BIN
Operating Temp.	-4°F to +113°F
IP Rating	IP54
IK Rating	N/A

Fixture Dimensions



ORDERING INFORMATION

Example: CU1332FSE. Power Supplies ordered separately.

Model No.	CCT	Optics	Finish
CU1332 - 6W (500mA) <i>Static White/Blue Only</i>	F - 2700K 0 - 5000K 5 - 3000K 1 - Blue 9 - 4000K	S - 18° tilted 20° M - 28° tilted 20° L - 36° tilted 20°	E - White H - Anthracite T - Cor-ten C - Custom RAL <i>(consult factory for "C")</i>
Model No.	CCT		
CU1331 - 3W (350mA) <i>RGB Only</i>	6 - RGB		

Job Name/Date:

Fixture Type Designation:

SUGGESTED POWER SUPPLIES

500mA

Part Number	Description	Input/Output	Fixtures 6W
PPLT00466-P	0-10V Dimming to 1%	120-277VAC to 500mA, 10W, Class 2	1-1
PPLT00497	Phase Dim (120V Only)	120VAC to 500mA, 12W, Class 2	1-2
PPLT00465-P	0-10V Dimming to 1.0%	120-277VAC to 500mA 20W, Class 2	1-3
PPLT00527	Phase Dim (120V Only)	120VAC to 500mA, 25W, Class 2	3-4
PPLT00308-P	0-10V Dimming to 0.1%	120-277VAC to 500mA, 30W, Class 2	1-5

Suggested Lutron Compatible Drivers

500mA

Part Number	Option	Lutron SKU	Dim Range	Description	Input/Output	Fixtures 6W
PPLT00259	L3DAE / L3DA3W	L3DA	100%-1%	Hi-Lume™ 1% EcoSystem™ or 1% 3-Wire LED Driver	120-277VAC, 10W	1-1
PPLT00195	L3DAE / L3DA3W	L3DA	100%-1%	Hi-Lume™ 1% EcoSystem™ or 1% 3-Wire LED Driver	120-277VAC, 19W	2-3
PPLT00180	L3DAE / L3DA3W	L3DA	100%-1%	Hi-Lume™ 1% EcoSystem™ or 1% 3-Wire LED Driver	120-277VAC, 27W	3-4

350mA - RGB

Part Number	Description	Input/Output	Fixtures 3W
PPLT00129-P	DMX/RDM (Field Addressable)	120-277VAC to 500mA, 100W, Class 2	1-14

For other power supply options consult factory.

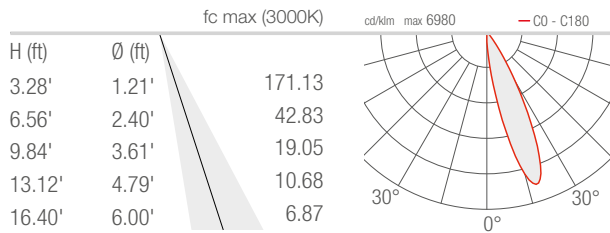
Job Name/Date:

Fixture Type Designation:

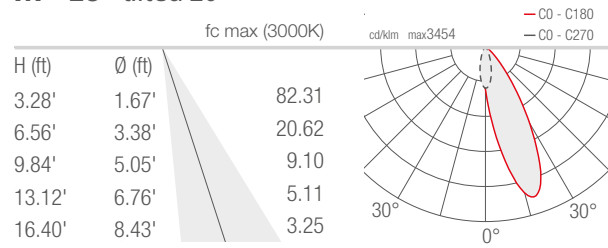
PHOTOMETRIC DATA

Note all Photometry is 3000K

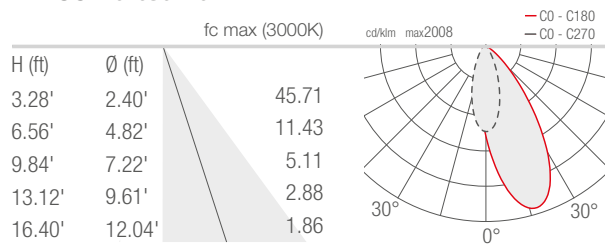
S - 18° tilted 20°



M - 28° tilted 20°



L - 36° tilted 20°



Job Name/Date:

Fixture Type Designation: