

DX STEM Ø1.5"

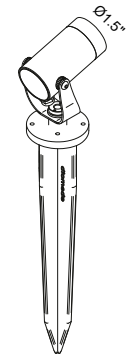
DX Stem is an IP65-rated, outdoor floodlight for ground installation on a spiked stem that is extremely versatile due to its adjustability and low luminance. Available in 2 diameter sizes, each with 3 different stem heights and 2 optic options available. It comes in natural aluminum with 3 standard finishes for the accessories. Dark Sky compliant for output below 80°.



TECHNICAL DATA

Wattage / Input	3W (24VDC)
Power Supply	Remote, not included. See page 2.
Construction	Body: Turned Anodized Aluminum Lens: Tempered, Transparent Glass
CCT	2700K, 3000K, 4000K
CRI	>80
BUG Rating	B0-U0-G0
Delivered Lumens	103 lm (18°, 3000K) 72 lm (36°, 3000K) Dark Sky compliant, output below 80°
Efficacy	34.3 lm/W (18°, 3000K) 24.0 lm/W (36°, 3000K)
Optics	18°, 36°
Finishes	Natural Aluminum & 3 Standard, See Below
Fixture Dimensions	Ø1.50" x 2.36", 6.30", 19.69" h
IP Rating	IP65
Impact Resistance	IK06

Fixture Dimensions



ORDERING INFORMATION

Example: D900412079.US. Power Supplies / Accessories ordered separately.

D9004				US
Model #	CCT	Description (Diameter, Optic, Height)	Finish	US
D9004	32 - 2700K	05 - Ø1.5", 18°, 2.4" h, honeycomb	6 - Anod. Aluminum	US
	12 - 3000K	06 - Ø1.5", 18°, 6.3" h, honeycomb	9 - Anod. Bronze	
	22 - 4000K	07 - Ø1.5", 18°, 19.7" h, honeycomb	7 - Anod. Black	
		24 - Ø1.5", 18°, 2.4" h, NO honeycomb		
		25 - Ø1.5", 18°, 6.3" h, NO honeycomb		
		26 - Ø1.5", 18°, 19.7" h, NO honeycomb		
		08 - Ø1.5", 36°, 2.4" h, honeycomb		
		09 - Ø1.5", 36°, 6.3" h, honeycomb		
		10 - Ø1.5", 36°, 19.7" h, honeycomb		
		27 - Ø1.5", 36°, 2.4" h, NO honeycomb		
		28 - Ø1.5", 36°, 6.3" h, NO honeycomb		
		29 - Ø1.5", 36°, 19.7" h, NO honeycomb		

Job Name/Date:

Fixture Type Designation:

SUGGESTED POWER SUPPLIES

24VDC

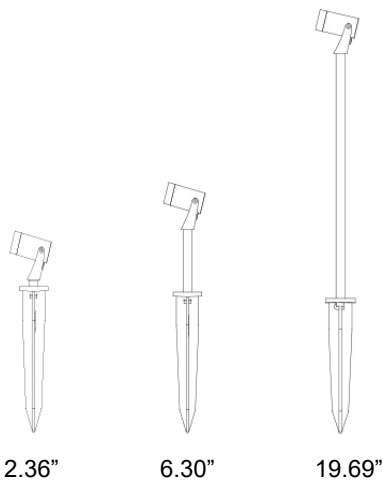
Part Number	Description	Input/Output	# of Fixtures
PPLT00128	Non-Dim	120VAC to 24VDC, 6W, Class 2, IP65	1-1
PPLT00632	0-10V Dimming (Dim to Off)	120-277VAC to 24VDC, 12W, Class 2	1-3
PPLT00155	Non-Dim	120VAC to 24VDC, 30W, Class 2	1-8
PPLT00586	Non-Dim	120-277VAC to 24VDC, 40W, Class 2	1-10
PPLT00709	ELV / TRIAC & 0-10V Dimming	120-277VAC to 24VDC, 96W, Class 2, DAMP	1-25
PPLT00543	0-10V Dimming to 15% (-40°C / -40°F cold weather start)	120-277VAC to 24VDC, 100W, Class 2	4-26

Suggested Lutron Compatible

Part Number	Option	Lutron SKU	Dim Range	Description	Input/Output	# of Fixtures
PPLT00273	L3DAE / L3DA3W	L3DA	100%-1%	Hi-Lume™ 1% EcoSystem™ or 1% 3-Wire LED Driver	120-277VAC to 24VDC, 40W, Class 2	1-10
PPLT00530	L3D0	L3D0	100%-0.1%	Hi-Lume™ Premier 0.1% or Ecosystem 3-Wire LED Driver	120-277VAC to 24VDC, 96W, Class 2	1-25

For other power supply options consult factory.

POLE HEIGHTS



ACCESSORIES

DX Ø1.5"



D90117
Tube Frame



D90127
Eyelid Frame

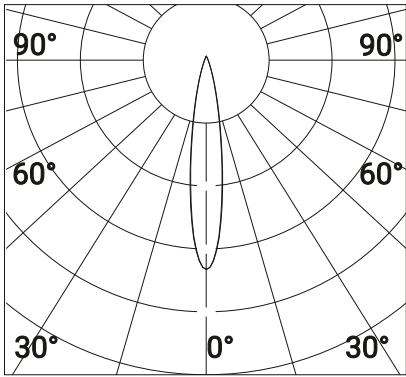
Job Name/Date:

Fixture Type Designation:

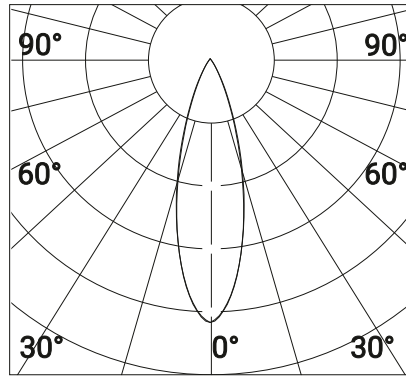
DX STEM Ø1.5"

PHOTOMETRIC DATA

18°



36°



Job Name/Date:

Fixture Type Designation: