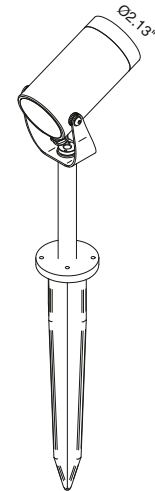


DX STEM Ø2.1"

DX Stem is an IP65-rated, outdoor floodlight for ground installation on a spiked stem that is extremely versatile due to its adjustability and low luminance. Available in 2 diameter sizes, each with 3 different stem heights and 2 optic options available. It comes in natural aluminum with 3 standard finishes for the accessories. Dark Sky compliant for output below 80°.



Fixture Dimensions



TECHNICAL DATA

Wattage / Input	6.3W (24VDC)
Power Supply	Remote, not included. See page 2.
Construction	Body: Turned Anodized Aluminum Lens: Tempered, Transparent Glass
CCT	2700K, 3000K, 4000K
CRI	>80
BUG Rating	B1-U0-G0 (26°, 4000K)
Delivered Lumens	264 lm (26°, 3000K) 142 lm (52°, 3000K) Dark Sky compliant, output below 80°
Efficacy	41.9 lm/W (26°, 3000K) 22.5 lm/W (52°, 3000K)
Optics	26°, 52°
Finishes	Natural Aluminum, 3 Standard, See Below
Fixture Dimensions	Ø2.13" x 2.76", 6.69", 20.08" h
IP Rating	IP65
Impact Resistance	IK07

ORDERING INFORMATION

Example: D900412119.US Accessories ordered separately.

Model #	CCT	Description (Diameter, Optic, Height)	Finish	
D9004	32 - 2700K	11 - Ø2.1", 26°, 2.8" h, honeycomb	6 - Anod. Aluminum	US
	12 - 3000K	12 - Ø2.1", 26°, 6.7" h, honeycomb	9 - Anod. Bronze	
	22 - 4000K	13 - Ø2.1", 26°, 20.1" h, honeycomb	7 - Anod. Black	
		30 - Ø2.1", 26°, 2.8" h, NO honeycomb		
		31 - Ø2.1", 26°, 6.7" h, NO honeycomb		
		32 - Ø2.1", 26°, 20.1" h, NO honeycomb		
		14 - Ø2.1", 52°, 2.8" h, honeycomb		
		15 - Ø2.1", 52°, 6.7" h, honeycomb		
		16 - Ø2.1", 52°, 20.1" h, honeycomb		
		33 - Ø2.1", 52°, 2.8" h, NO honeycomb		
		34 - Ø2.1", 52°, 6.7" h, NO honeycomb		
		35 - Ø2.1", 52°, 20.1" h, NO honeycomb		

Job Name/Date:

Fixture Type Designation:

SUGGESTED POWER SUPPLIES

24VDC

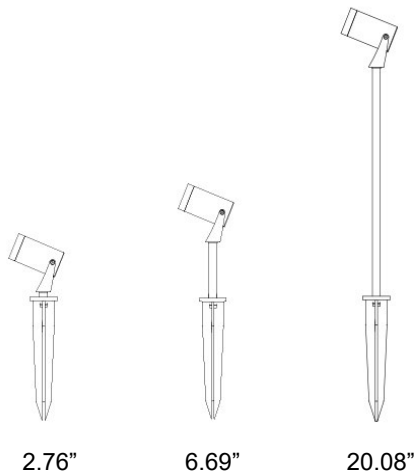
Part Number	Description	Input/Output	# of Fixtures
PPLT00632	0-10V Dimming (Dim to Off)	120-277VAC to 24VDC, 12W, Class 2	1-1
PPLT00155	Non-Dim	120VAC to 24VDC, 30W, Class 2	1-3
PPLT00586	Non-Dim	120-277VAC to 24VDC, 40W, Class 2	1-5
PPLT00709	ELV / TRIAC & 0-10V Dimming	120-277VAC to 24VDC, 96W, Class 2, DAMP	1-12
PPLT00543	0-10V Dimming to 15% (-40°C / -40°F cold weather start)	120-277VAC to 24VDC, 100W, Class 2	2-12

Suggested Lutron Compatible

Part Number	Option	Lutron SKU	Dim Range	Description	Input/Output	# of Fixtures
PPLT00273	L3DAE / L3DA3W	L3DA	100%-1%	Hi-Lume™ 1% EcoSystem™ or 1% 3-Wire LED Driver	120-277VAC to 24VDC, 40W, Class 2	1-5
PPLT00530	L3D0	L3D0	100%-0.1%	Hi-Lume™ Premier 0.1% or Ecosystem 3-Wire LED Driver	120-277VAC to 24VDC, 96W, Class 2	1-12

For other power supply options consult factory.

POLE HEIGHTS



ACCESSORIES

DX Ø2.1"



D90157
Tube Frame



D90167
Eyelid Frame



D9005
3-4 Way - 4 Poles
Terminal Block IP68



D9004
2 Way - 3 Poles
Terminal Block IP68

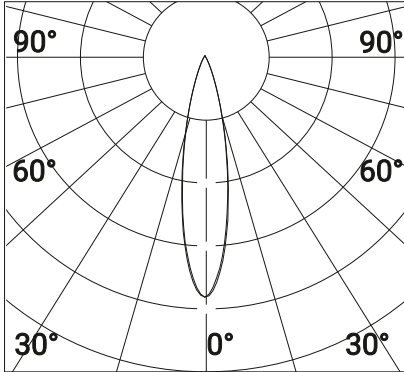
Job Name/Date:

Fixture Type Designation:

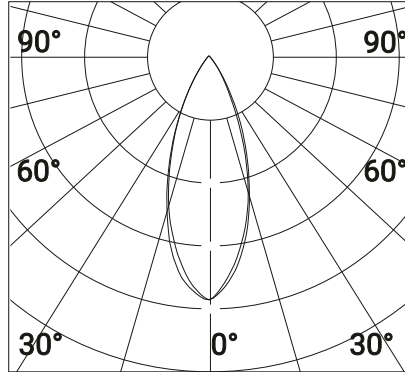
DX STEM Ø2.1"

PHOTOMETRIC DATA

26°



52°



Job Name/Date:

Fixture Type Designation: