

# DUOMO 2.0

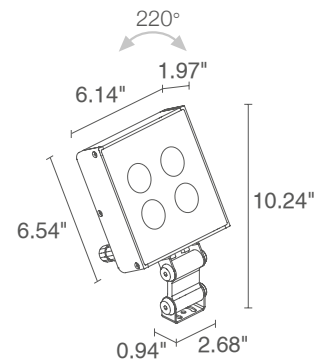
Duomo are a family of adjustable, surface mounted (ceiling, wall, floor) indoor or outdoor floodlights created for architectural lighting of archways, aisles and large spaces. There are 3 different sizes each with an adjustable, sliding bracket that allows the fixture to be custom cantilevered from architectural elements. Duomo 2.0 is available in 3 color temperatures and 8 optics options.



## TECHNICAL DATA

<b>Wattage</b>	19W
<b>Power Supply</b>	Remote 24VDC, not included. See page 2.
<b>Construction</b>	Body/Bracket: Anticorodal® Aluminum Lens: Serigraphed, Tempered, Extra-clear Glass
<b>CCT</b>	2700K, 3000K, 4000K
<b>CRI</b>	80, >90
<b>BUG Rating</b>	B2-U1-G0 (All Optics except 63°) B1-U1-G0 (63°)
<b>Delivered Lumens</b>	1428 lm (3000K, 30°, CRI 80) 1322 lm (3000K, 30°, CRI 90)
<b>Efficacy</b>	75.2 lm/W (3000K, 30°, CRI 80) 69.6 lm/W (3000K, 30°, CRI 90)
<b>Optics</b>	8 Standard (see below)
<b>Finishes</b>	3 Standard, Custom RAL (see below)
<b>Fixture Dimensions</b>	1.97" w x 6.14" l x 10.24 h (head 6.54")
<b>Fixture Weight</b>	3.42 lbs
<b>LED Source</b>	4 High Intensity Power LEDs
<b>Lumen Maintenance</b>	L90, B10 >50,000 hrs (Ta 25°C)
<b>Color Consistency</b>	3-Step MacAdam
<b>Operating Temp.</b>	-4°F to +113°F
<b>IP Rating</b>	IP65
<b>IK Rating</b>	IK06

Fixture Dimensions



## ORDERING INFORMATION

Example: DU2010100190M6. Accessories ordered separately.

DU2010						
Model No.	CRI	Honeycomb Louvre	CCT	Optics		Finish
DU2010	0 - CRI 80 1 - CRI >90	000 - none 001 - honeycomb louvre <i>(not compatible with the 10° optics)</i>	F0 - 2700K 50 - 3000K 90 - 4000K	T - 10° S - 14° M - 30° L - 35°	J - 43° K - 63° W - 18°x44° X - 44°x18°	6 - Antique White E - White H - Anthracite

Job Name/Date:

Fixture Type Designation:

## SUGGESTED POWER SUPPLIES

24VDC

Part Number	Description	Input/Output	# of Fixtures
<a href="#">PPLT00155</a>	Non-Dim	120VAC to 24VDC, 30W, Class 2	1-1
<a href="#">PPLT00586</a>	Non-Dim	120-277VAC to 24VDC, 40W, Class 2	1-1
<a href="#">PPLT00709</a>	ELV / TRIAC & 0-10V Dimming	120-277VAC to 24VDC, 96W, Class 2, DAMP	1-4
<a href="#">PPLT00543</a>	0-10V Dimming to 15% (-40°C / -40°F cold weather start)	120-277VAC to 24VDC, 100W, Class 2	1-4

## Suggested Lutron Compatible

Part Number	Option	Lutron SKU	Dim Range	Description	Input/Output	# of Fixtures
<a href="#">PPLT00273</a>	L3DAE / L3DA3W	L3DA	100%-1%	Hi-Lume™ 1% EcoSystem™ or 1% 3-Wire LED Driver	120-277VAC to 24VDC, 40W, Class 2	1-1
<a href="#">PPLT00530</a>	L3DAE / L3D0	L3DA/L3D0	100%-1%	Hi-Lume™ 0.1% EcoSystem™ or 3-Wire LED Driver	120-277VAC to 24VDC, 96W, Class 2	1-4

For other power supply options consult factory.

## ACCESSORIES - Installation



**WMA00\_**  
Adjustable bracket  
6 - Antique White  
E - White  
H - Anthracite

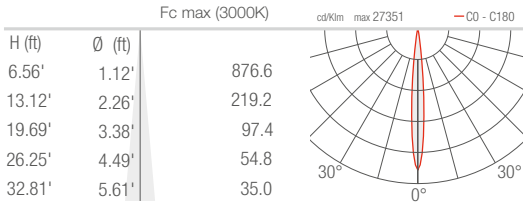
Job Name/Date:

Fixture Type Designation:

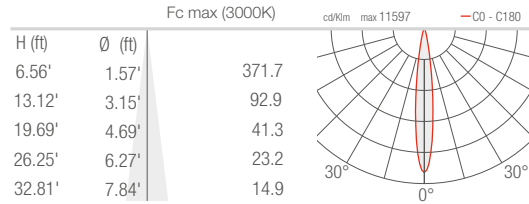
## PHOTOMETRIC DATA

Note all Photometry is 3000K

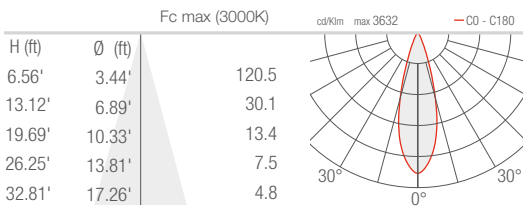
### T - 10° CRI 80



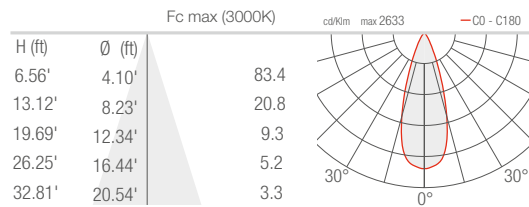
### S - 14° CRI 80



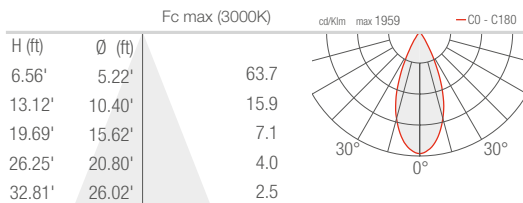
### M - 30° CRI 80



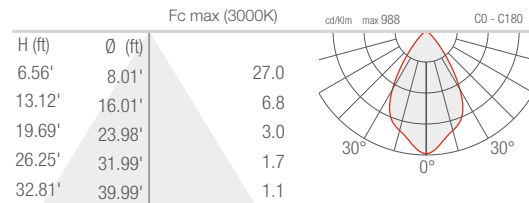
### L - 35° CRI 80



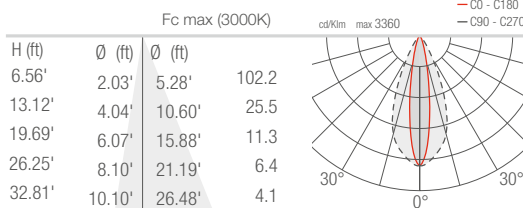
### J - 43° CRI 80



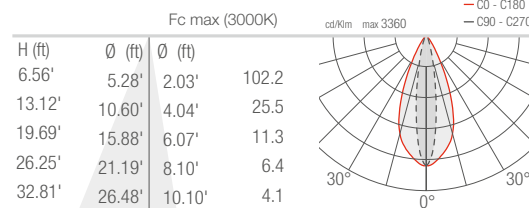
### K - 63° CRI 80



### W - 18°x44° CRI 80



### X - 44°x18° CRI 80



Job Name/Date:

Fixture Type Designation: