

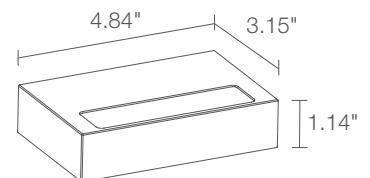
Ella IN is a surface wall-mounted fixture with a minimalist design for indoor applications. It comes with diffuse optics, 3 color temperatures and a variety of finish options. The fixture can be mounted directly on the wall or tilted 15° using a spacer.



TECHNICAL DATA

Wattage / Input	7W (24VDC)
Power Supply	Remote, not included. See page 2.
Construction	Body: Aluminum Lens: Glass
CCT	2700K, 3000K, 4000K
CRI	>80
Delivered Lumens	493 lm (3000K)
Efficacy	70.4 lm/W (3000K)
Optics	Diffuse
Finishes	6 Standard, Custom RAL (see below)
Fixture Dimensions	4.84" l x 3.15" w x 1.14" h
Fixture Weight	0.88 lbs
LED Source	18 Mid-Power LEDs
Lumen Maintenance	L80, B10>50,000hrs (Ta 25°C)
Color Consistency	3-Step MacAdam
Operating Temp.	32°F to +113°F
IP Rating	IP40
Impact Rating	IK08

Fixture Dimensions



ORDERING INFORMATION

Example: EA1010FDBN-I. Accessories / Power Supplies ordered separately.

EA1010		D		-	I
Model No.	CCT	Optics	Finish	In / Out	
EA1010	F - 2700K 5 - 3000K 9 - 4000K	D - Diffuse	BN - White CN - Chrome 1N - Pure Orange 2N - Reseda Green 3N - Capri Blue 4N - Light Ivory CR - Custom RAL (Consult factory for "CR")	I - Inside Version	

Job Name/Date:

Fixture Type Designation:

SUGGESTED POWER SUPPLIES


24VDC

Part Number	Description	Input/Output	# of Fixtures
PPLT00275	Non-Dim	120-277VAC to 24VDC, 12W, Class 2	1-1
PPLT00632	0-10V Dimming (Dim to Off)	120-277VAC to 24VDC, 12W, Class 2	1-1
PPLT00056	Non-Dim	120-277VAC to 24VDC, 26W, Class 2	1-2
PPLT00599	ELV / TRIAC & 0-10V Dimming (100 to 0%)	120-277VAC to 24VDC, 96W, Class 2	1-10
PPLT00543	0-10V Dimming to 15% (-40°C / -40°F cold weather start)	120-277VAC to 24VDC, 100W Class 2	2-11

For other power supply options consult factory.

ACCESSORIES

Installation



WD0601__

Spacer for 15° tilt

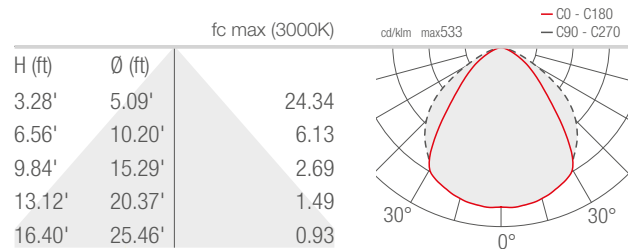
For Spacer include one of the below finishes:

- B** - White
- C** - Chrome
- 1** - Pure Orange
- 2** - Reseda Green
- 3** - Capri Blue
- 4** - Light Ivory
- CR** - Custom RAL (consult factory)

PHOTOMETRIC DATA

Note all Photometry is 3000K

D - Diffuse



Job Name/Date:

Fixture Type Designation: