

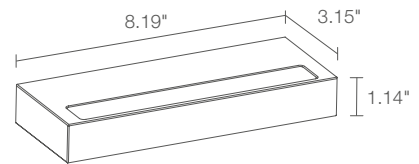
Ella IN is a surface wall-mounted fixture with a minimalist design for indoor applications. It comes with diffuse optics, 3 color temperatures and a variety of finish options. The fixture can be mounted directly on the wall or tilted 15° using a spacer.



## TECHNICAL DATA

<b>Wattage / Input</b>	13W (24VDC)
<b>Power Supply</b>	Remote, not included. See page 2.
<b>Construction</b>	Body: Aluminum Lens: Glass
<b>CCT</b>	2700K, 3000K, 4000K
<b>CRI</b>	>80
<b>Delivered Lumens</b>	985 lm (3000K)
<b>Efficacy</b>	75.8 lm/W (3000K)
<b>Optics</b>	Diffuse
<b>Finishes</b>	6 Standard, Custom RAL (see below)
<b>Fixture Dimensions</b>	8.19" l x 3.15" w x 1.14" h
<b>Fixture Weight</b>	1.76 lbs
<b>LED Source</b>	36 Mid-Power LEDs
<b>Lumen Maintenance</b>	L80, B10>50,000hrs (Ta 25°C)
<b>Color Consistency</b>	3-Step MacAdam
<b>Operating Temp.</b>	32°F to +113°F
<b>IP Rating</b>	IP40
<b>Impact Rating</b>	IK08

Fixture Dimensions



## ORDERING INFORMATION

*Example: EA2010FDBN-I. Accessories / Power Supplies ordered separately.*

EA2010		D		-	I
Model No.	CCT	Optics	Finish	In / Out	
EA2010	F - 2700K 5 - 3000K 9 - 4000K	D - Diffuse	BN - White CN - Chrome 1N - Pure Orange 2N - Reseda Green 3N - Capri Blue 4N - Light Ivory CR - Custom RAL <i>(consult factory for "CR")</i>	I - Inside Version	

Job Name/Date:

Fixture Type Designation:

## SUGGESTED POWER SUPPLIES


24VDC

Part Number	Description	Input/Output	# of Fixtures
<a href="#">PPLT00056</a>	Non-Dim	120-277VAC to 24VDC, 26W, Class 2	1-1
<a href="#">PPLT00599</a>	ELV / TRIAC & 0-10V Dimming (100 to 0%)	120-277VAC to 24VDC, 96W, Class 2	1-5
<a href="#">PPLT00284</a>	Non-Dim	120-277VAC to 24VDC, 100W, Class 2	1-6
<a href="#">PPLT00543</a>	0-10V Dimming to 15% (-40°C / -40°F cold weather start)	120-277VAC to 24VDC, 100W Class 2	1-6

For other power supply options consult factory.

## ACCESSORIES

### Installation



#### WD0602\_\_

Spacer for 15° tilt

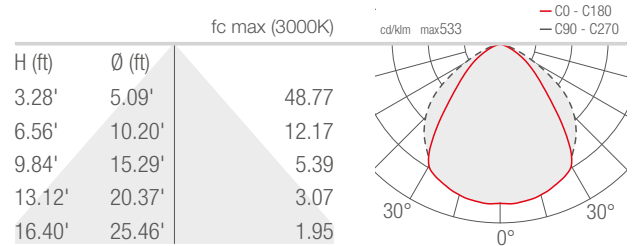
For Spacer include one of the below finishes:

- B** - White
- C** - Chrome
- 1** - Pure Orange
- 2** - Reseda Green
- 3** - Capri Blue
- 4** - Light Ivory
- CR** - Custom RAL (*consult factory*)

## PHOTOMETRIC DATA

Note all Photometry is 3000K

### D - Diffuse



Job Name/Date:

Fixture Type Designation: