

ELLA OUT 3.0

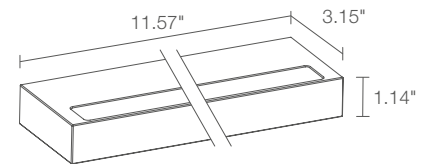
Ella OUT is a surface or wall-mounted fixture with a square design for outdoor applications. It comes in 3 different lengths with diffuse optics, 3 color temperatures and 4 finish options. The fixture can be mounted directly on the wall or tilted 15° using a spacer.



TECHNICAL DATA

Wattage / Input	15W (24VDC)
Power Supply	Remote, not included. See page 2.
Construction	Body: Aluminum Lens: Glass
CCT	2700K, 3000K, 4000K
CRI	>80
BUG Rating	B1-U1-G0 (3000K)
Delivered Lumens	1478 lm (3000K)
Efficacy	77.8 lm/W (3000K)
Optics	Diffuse
Finishes	6 Standard, Custom RAL (see below)
Fixture Dimensions	11.57" l x 3.15" w x 1.14" h
Fixture Weight	2.65 lbs
LED Source	54 Mid-Power LEDs
Lumen Maintenance	L80 >50,000hrs (Ta 25°C)
Color Consistency	3-Step MacAdam
Operating Temp.	-4°F to +113°F
IP Rating	IP65
Impact Rating	IK08

Fixture Dimensions



ORDERING INFORMATION

Example: EA3010FDFT-O. Accessories / Power Supplies ordered separately.

EA3010		D		O
Model No.	CCT	Optics	Finish	In / Out
EA3010	F - 2700K 5 - 3000K 9 - 4000K	D - Diffuse	ET - White FT - Gray HT - Anthracite TT - Cor-ten CR - Custom RAL (Consult factory for "CR")	O - Outside Version

Job Name/Date:

Fixture Type Designation:

SUGGESTED POWER SUPPLIES

24VDC

Part Number	Description	Input/Output	# of Fixtures
PPLT00586	Non-Dim	120-277VAC to 24VDC, 40W, Class 2	1-2
PPLT00709	ELV / TRIAC & 0-10V Dimming	120-277VAC to 24VDC, 96W, Class 2, DAMP	1-5
PPLT00543	0-10V Dimming to 15% (-40°C / -40°F cold weather start)	120-277VAC to 24VDC, 100W Class 2	1-5


Suggested Lutron Compatible

Part Number	Option	Lutron SKU	Dim Range	Description	Input/Output	# of Fixtures
PPLT00273	L3DAE / L3DA3W	L3DA	100%-1%	Hi-Lume™ 1% EcoSystem™ or 1% 3-Wire LED Driver	120-277VAC to 24VDC, 40W, Class 2	1-2
PPLT00530	L3DAE / L3D0	L3DA/L3D0	100%-1%	Hi-Lume™ 0.1% EcoSystem™ or 3-Wire LED Driver	120-277VAC to 24VDC, 96W, Class 2	1-5

For other power supply options consult factory.

ACCESSORIES

Installation



WD0603__

Spacer for 15° tilt

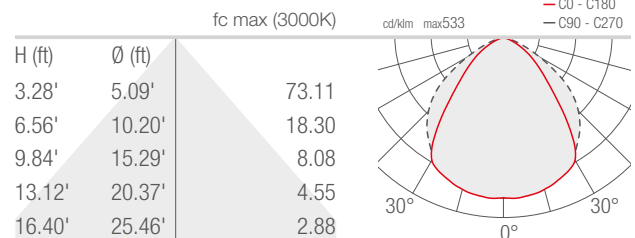
For Spacer include one of the below finishes:

- E** - White
- F** - Gray
- H** - Anthracite
- T** - Corten
- CR** - Custom RAL (consult factory)

PHOTOMETRIC DATA

Note all Photometry is 3000K

D - Diffuse



Job Name/Date:

Fixture Type Designation: