


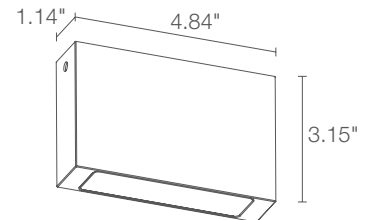
Elo IN is a surface ceiling-mounted fixture with a minimalist design for indoor applications. It comes in 3 different lengths with diffuse optics and 6 finish options. The fixture can be mounted directly on the ceiling or tilted 15° using a spacer.



## TECHNICAL DATA

<b>Wattage / Input</b>	7W (24VDC)
<b>Power Supply</b>	Remote, not included. See page 2.
<b>Construction</b>	Body: Aluminum Lens: Glass
<b>CCT</b>	2700K, 3000K, 4000K
<b>CRI</b>	>80
<b>Delivered Lumens</b>	493 lm (3000K)
<b>Efficacy</b>	70.4 lm/W (3000K)
<b>Optics</b>	Diffuse
<b>Finishes</b>	6 Standard, Custom RAL (see below)
<b>Fixture Dimensions</b>	4.84" l x 1.14" w x 3.15" h
<b>Fixture Weight</b>	0.88 lbs
<b>LED Source</b>	18 Mid-Power LEDs
<b>Lumen Maintenance</b>	L80, B10>50,000hrs (Ta 25°C)
<b>Color Consistency</b>	3-Step MacAdam
<b>Operating Temp.</b>	32°F to 113°F
<b>IP Rating</b>	IP40
<b>Impact Rating</b>	IK08

Fixture Dimensions



## ORDERING INFORMATION

Example: EP1010FDBN-I. Accessories / Power Supplies ordered separately.

EP1010		D		-	I
Model No.	CCT	Optics	Finish	In / Out	
EP1010	F - 2700K 5 - 3000K 9 - 4000K	D - Diffuse	BN - White CN - Chrome 1N - Pure Orange 2N - Reseda Green 3N - Capri Blue 4N - Light Ivory CR - Custom RAL (Consult factory for "CR")	I - Inside Version	

Job Name/Date:

Fixture Type Designation:

## SUGGESTED POWER SUPPLIES


24VDC

Part Number	Description	Input/Output	# of Fixtures
<a href="#">PPLT00275</a>	Non-Dim	120-277VAC to 24VDC, 12W, Class 2	1-1
<a href="#">PPLT00632</a>	0-10V Dimming (Dim to Off)	120-277VAC to 24VDC, 12W, Class 2	1-1
<a href="#">PPLT00709</a>	ELV / TRIAC & 0-10V Dimming	120-277VAC to 24VDC, 96W, Class 2, DAMP	1-10
<a href="#">PPLT00543</a>	0-10V Dimming to 15% (-40°C / -40°F cold weather start)	120-277VAC to 24VDC, 100W Class 2	2-11

For other power supply options consult factory.

## ACCESSORIES

### Installation



#### WD0601\_\_

Spacer for 15° tilt

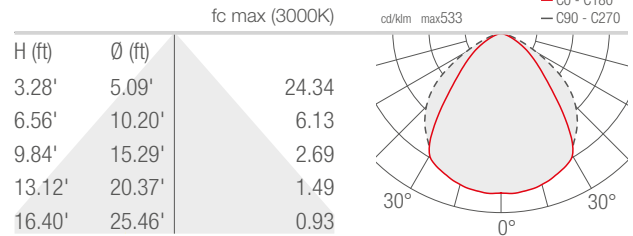
For Spacer include one of the below finishes:

- B** - White
- C** - Chrome
- 1** - Pure Orange
- 2** - Reseda Green
- 3** - Capri Blue
- 4** - Light Ivory
- CR** - Custom RAL (consult factory)

## PHOTOMETRIC DATA

Note all Photometry is 3000K

### D - Diffuse



Job Name/Date:

Fixture Type Designation: