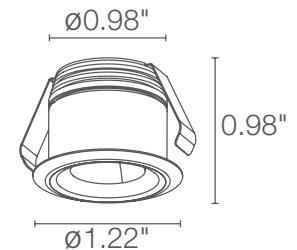


# ESEM MINI 1.0

The Esem Mini 1.0 recessed 2W LED downlight is perfect for general and accent lighting. Featuring a discreet, elegant design, perfect for applications in the residential, commercial or hospitality spheres.



Ceiling Cut-Out: Ø1.06"  
Fixture Dimensions



## TECHNICAL DATA

<b>Wattage / Input</b>	2W (500mA)
<b>Power Supply</b>	Remote, not included. See page 2.
<b>Construction</b>	Body/Trim: Anodized aluminum EN AW 6082 Cable Length: 1.64'
<b>CCT</b>	2700K, 3000K, 4000K, 5000K
<b>CRI</b>	CRI>80
<b>Delivered Lumens</b>	125 lm (3000K, 27°)
<b>Efficacy</b>	62.5 lm/W
<b>Optics</b>	14°, 27°
<b>Finishes</b>	3 Standard, Custom RAL (see below)
<b>Cut-Out Dimensions</b>	Ø1.06"
<b>Fixture Dimensions</b>	Ø1.22" x 0.98" h
<b>Fixture Weight</b>	0.10 lbs
<b>LED Source</b>	1 Power LED
<b>Lumen Maintenance</b>	L90,B10 >50,000hrs (Ta 25°C)
<b>Color Consistency</b>	1/4 ANSI BIN
<b>Operating Temp.</b>	32°F to 113°F
<b>IP Rating</b>	IP20
<b>Impact Rating</b>	—

## ORDERING INFORMATION

Example: ME1012FSB. Power Supplies / Accessories ordered separately.

ME1012			
Model No.	CCT	Optics	Finish
ME1012	F - 2700K 5 - 3000K 9 - 4000K 0 - 5000K	S - 14° M - 27°	B - White N - Black A - Anodized Aluminum C - Custom RAL (Consult factory for "C")

Job Name/Date:

Fixture Type Designation:

## SUGGESTED POWER SUPPLIES

500mA

Part Number	Description	Input/Output	# of Fixtures
<a href="#">PPLT00497</a>	Phase Dim (120V only)	120VAC to 500mA, 12W, Class 2	2-6
<a href="#">PPLT00465-P</a>	0-10V Dimming to 1.0%	120-277VAC to 500mA, 20W, Class 2	1-10
<a href="#">PPLT00309-P</a>	0-10V Dimming to 0.1%	120-277VAC to 500mA, 50W, Class 2	1-16
<a href="#">PPLT00467-P</a>	0-10V Dimming to 1.0%	120-277VAC to 500mA, 50W, Class 2	1-16

## Suggested Lutron Compatible Drivers

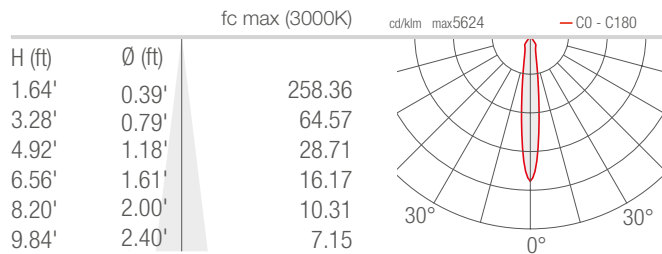
Part Number	Option	Lutron SKU	Dim Range	Description	Input/Output	# of Fixtures
<a href="#">PPLT00259</a>	L3DAE / L3DA3W	L3DA	100%-1%	Hi-Lume™ 1% EcoSystem™ / 1% 3-Wire LED Driver	120-277VAC, 10W	4-5
<a href="#">PPLT00195</a>	L3DAE / L3DA3W	L3DA	100%-1%	Hi-Lume™ 1% EcoSystem™ / 1% 3-Wire LED Driver	120-277VAC, 19W	6-9
<a href="#">PPLT00180</a>	L3DAE / L3DA3W	L3DA	100%-1%	Hi-Lume™ 1% EcoSystem™ / 1% 3-Wire LED Driver	120-277VAC, 27W	12-13

For other power supply options consult factory.

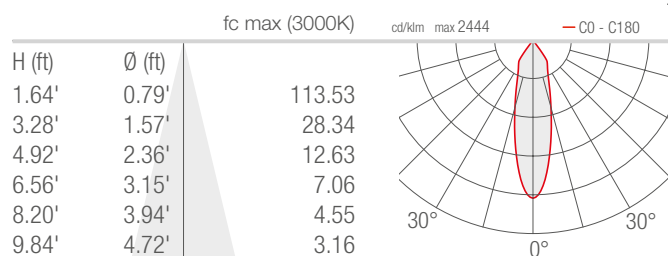
## PHOTOMETRIC DATA

Note all Photometry is 3000K

**S** - 14°



**M** - 27°



Job Name/Date:

Fixture Type Designation: