

ESEM MINI 1.1

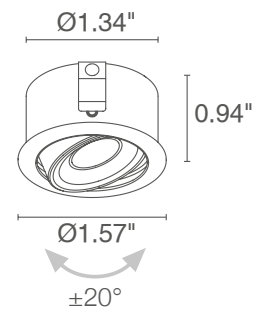
The Esem Mini 1.1 adjustable recessed 2W LED downlight is perfect for general and accent lighting. Featuring a discreet, elegant design, perfect for applications in the residential, commercial or hospitality spheres.



TECHNICAL DATA

Wattage / Input	2W (500mA)
Power Supply	Remote, not included. See page 2.
Construction	Body/Trim: Anodized aluminum EN AW 6082 Cable Length: 1.64'
CCT	2700K, 3000K, 4000K, 5000K
CRI	CRI>80
Delivered Lumens	125 lm (3000K, 27°)
Efficacy	62.5 lm/W
Optics	14°, 27° tiltable ±20°
Finishes	3 Standard, Custom RAL (see below)
Cut-Out Dimensions	Ø1.38"
Fixture Dimensions	Ø1.34" x 0.94" h
Fixture Weight	0.15 lbs
LED Source	1 Power LED
Lumen Maintenance	L90,B10 >50,000hrs (Ta 25°C)
Color Consistency	1/4 ANSI BIN
Operating Temp.	32°F to 113°F
IP Rating	IP20
Impact Rating	—

Ceiling Cut-Out: Ø1.38"
Fixture Dimensions



ORDERING INFORMATION

Example: ME1112FSB. Power Supplies / Accessories ordered separately.

ME1112			
Model No.	CCT	Optics	Finish
ME1112	F - 2700K 5 - 3000K 9 - 4000K 0 - 5000K	S - 14° tiltable ±20° M - 27° tiltable ±20°	B - White N - Black A - Anodized Aluminum C - Custom RAL (consult factory for "C")

Job Name/Date:

Fixture Type Designation:

SUGGESTED POWER SUPPLIES

500mA

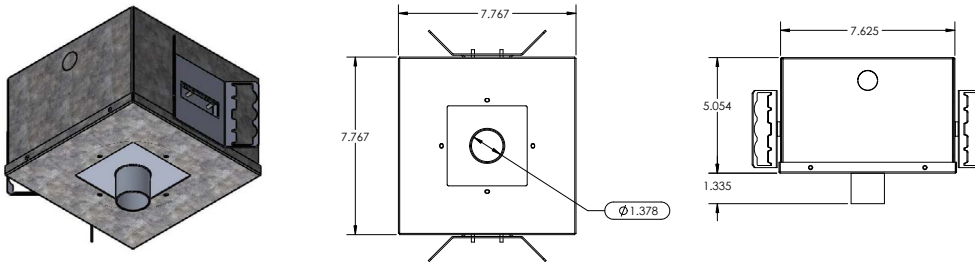
Part Number	Description	Input/Output	# of Fixtures
PPLT00497	Phase Dim (120V only)	120VAC to 500mA, 12W, Class 2	2-6
PPLT00465-P	0-10V Dimming to 1.0%	120-277VAC to 500mA, 20W, Class 2	1-10
PPLT00309-P	0-10V Dimming to 0.1%	120-277VAC to 500mA, 50W, Class 2	1-16
PPLT00467-P	0-10V Dimming to 1.0%	120-277VAC to 500mA, 50W, Class 2	1-16

Suggested Lutron Compatible Drivers

Part Number	Option	Lutron SKU	Dim Range	Description	Input/Output	# of Fixtures
PPLT00259	L3DAE / L3DA3W	L3DA	100%-1%	Hi-Lume™ 1% EcoSystem™ / 1% 3-Wire LED Driver	120-277VAC, 10W	4-5
PPLT00195	L3DAE / L3DA3W	L3DA	100%-1%	Hi-Lume™ 1% EcoSystem™ / 1% 3-Wire LED Driver	120-277VAC, 19W	6-9
PPLT00180	L3DAE / L3DA3W	L3DA	100%-1%	Hi-Lume™ 1% EcoSystem™ / 1% 3-Wire LED Driver	120-277VAC, 27W	12-13

For other power supply options consult factory.

ACCESSORIES - Installation



AH-00007-IC (IC Rated)

AH-00007-CP (Chicago Plenum Rated)

Housing for recessed installation in ceilings.

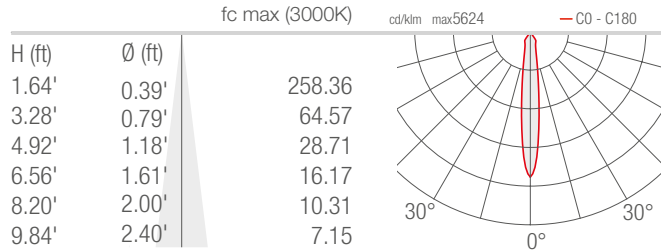
Job Name/Date:

Fixture Type Designation:

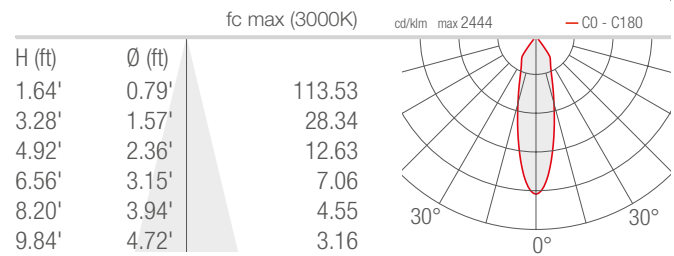
PHOTOMETRIC DATA

Note all Photometry is 3000K

S - 14°



M - 27°



Job Name/Date:

Fixture Type Designation: