

ESEM MINI 1.7

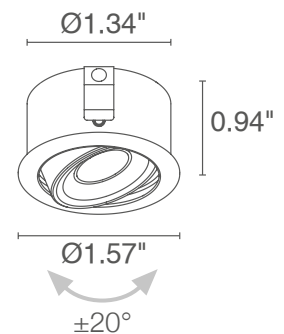
The Esem Mini 1.7 adjustable recessed 2W LED downlight is perfect for general and accent lighting. Featuring a discreet, elegant design, perfect for applications in the residential, commercial or hospitality spheres.



TECHNICAL DATA

Wattage / Input	2W (24VDC)
Power Supply	Remote, not included. See page 2.
Construction	Body/Trim: Anodized aluminum EN AW 6082 Cable Length: 1.64'
CCT	2700K, 3000K, 4000K, 5000K
CRI	>80
Delivered Lumens	125 lm (3000K, 27°)
Efficacy	62.5 lm/W
Optics	14°, 27° (tiltable ±20°)
Finishes	3 Standard, Custom RAL (see below)
Cut-Out Dimensions	Ø1.38"
Fixture Dimensions	Ø1.57" x 0.94" h
Fixture Weight	0.15 lbs
LED Source	1 Power LED
Lumen Maintenance	L90,B10 >50,000hrs (Ta 25°C)
Color Consistency	1/4 ANSI BIN
Operating Temp.	32°F to 113°F
IP Rating	IP20
Impact Rating	—

Ceiling Cut-Out: Ø1.38"
Fixture Dimensions



ORDERING INFORMATION

Example: ME1700FSB. Power Supplies ordered separately.

ME1700			
Model No.	CCT	Optics	Finish
ME1700	F - 2700K 5 - 3000K 9 - 4000K 0 - 5000K	S - 14° tiltable ±20° M - 27° tiltable ±20°	B - White N - Black A - Anodized Aluminum C - Custom RAL (consult factory for "C")

Job Name/Date:

Fixture Type Designation:

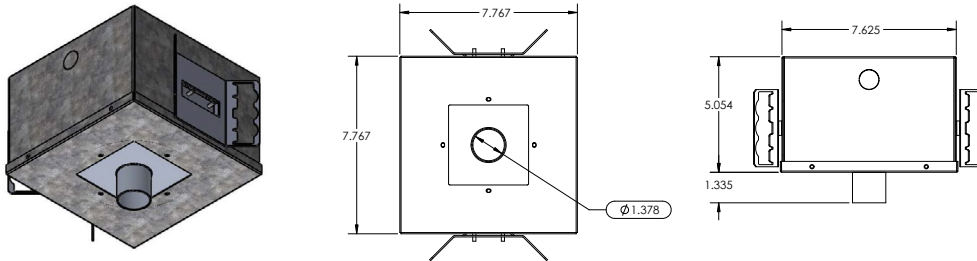
SUGGESTED POWER SUPPLIES

24VDC

Part Number	Description	Input/Output	# of Fixtures
PPLT00128	Non-Dim	120VAC to 24VDC, 6W, Class 2, IP65	1-2
PPLT00632	0-10V Dimming (Dim to Off)	120-277VAC to 24VDC, 12W, Class 2	1-4
PPLT00157	Non-Dim	120VAC to 24VDC, 60W, Class 2	1-24
PPLT00709	ELV / TRIAC & 0-10V Dimming	120-277VAC to 24VDC, 96W, Class 2, DAMP	1-38
PPLT00158	Non-Dim	120VAC to 24VDC, 100W, Class 2	1-40
PPLT00543	0-10V Dimming to 15% (-40°C / -40°F cold weather start)	120-277VAC to 24VDC, 100W, Class 2	5-40

For other power supply options consult factory.

ACCESSORIES - Installation



AH-00007-IC (IC Rated)

AH-00007-CP (Chicago Plenum Rated)

Housing for recessed installation in ceilings.

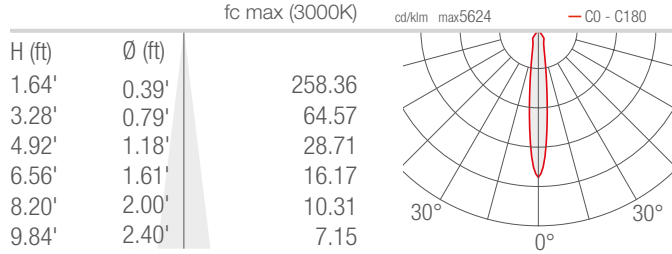
Job Name/Date:

Fixture Type Designation:

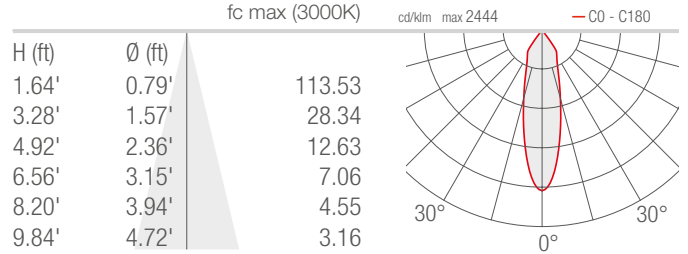
PHOTOMETRIC DATA

Note all Photometry is 3000K

S - 14°



M - 27°



Job Name/Date:

Fixture Type Designation: