

# EYES 1.2

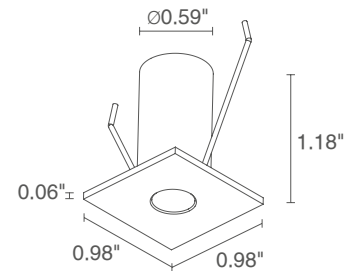
The Eyes 1.2 is a miniscule indoor recessed downlight available in blue or white light with 5 standard finishes and 2 optical options.



## TECHNICAL DATA

|                           |  |
|---------------------------|--|
| <b>Wattage / Input</b>    | 1W (350mA)   |
| <b>Power Supply</b>       | Remote, not included. See page 2.  |
| <b>Construction</b>       | Body: Anodized Aluminum Alloy EN AW 6026<br>Trim: Brass<br>Cable Length: 4.9' standard |
| <b>CCT</b>                | 2700K, 3000K, 4000K, 5000K, Blue   |
| <b>CRI</b>                | CRI >80  |
| <b>Delivered Lumens</b>   | 54 lm (3000K, 40°)   |
| <b>Efficacy</b>           | 54 lm/W  |
| <b>Optics</b>             | 40°, Diffuse   |
| <b>Finishes</b>           | 5 Standard, Custom RAL (see below)   |
| <b>Cut-Out Dimensions</b> | Ø0.71"   |
| <b>Fixture Dimensions</b> | 0.98" w x 0.98" l x 1.18" h  |
| <b>Fixture Weight</b>     | 0.18 lbs   |
| <b>LED Source</b>         | 1 Power LED  |
| <b>Lumen Maintenance</b>  | L90, B10>50,000hrs (Ta 25°C)   |
| <b>Color Consistency</b>  | 1/4 ANSI BIN   |
| <b>Operating Temp.</b>    | 32°F to +113°F   |
| <b>IP Rating</b>          | IP40   |

Ceiling Cut-Out: Ø 0.71"  
Fixture Dimensions



## ORDERING INFORMATION

Example: EY12115FD. Power Supplies ordered separately.

| EY1211    |  |                        |  |
|-----------|--|------------------------|--|
| Model No. | CCT  | Optics                 | Finish   |
| EY1211    | F - 2700K<br>5 - 3000K<br>9 - 4000K<br>0 - 5000K<br>1 - Blue | F - 40°<br>D - Diffuse | B - White<br>C - Chrome<br>D - Gold<br>S - Satin<br>N - Black<br>CR - Custom RAL<br>(Consult factory for "CR") |

Job Name/Date:

Fixture Type Designation:

## SUGGESTED POWER SUPPLIES

350mA

| Part Number                 | Description               | Input/Output                       | # of Fixtures |
|-----------------------------|---------------------------|------------------------------------|---------------|
| <a href="#">PPLT00496</a>   | Phase Dimming (120V Only) | 120VAC to 350mA, 12W, Class 2      | 3-9           |
| <a href="#">PPLT00308-P</a> | 0-10V Dimming to 0.1%     | 120-277VAC to 350mA, 30W, Class 2  | 1-16          |
| <a href="#">PPLT00168-P</a> | 0-10V Dimming to 1.0%     | 120-277VAC to 350mA, 50W, Class 2  | 1-32          |
| <a href="#">PPLT00538-P</a> | 0-10V Dimming to 0.1%     | 120-277VAC to 350mA, 100W, Class 2 | 1-68          |

## Suggested Lutron Compatible

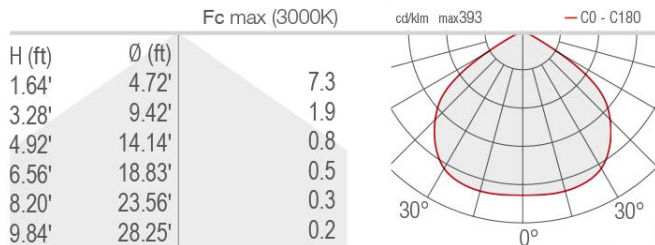
| Part Number               | Option         | Lutron SKU | Dim Range | Description                                    | Input/Output                      | # of Fixtures |
|---------------------------|----------------|------------|-----------|--|-----------------------------------|---------------|
| <a href="#">PPLT00247</a> | L3DAE / L3DA3W | L3DA       | 100%-1%   | Hi-Lume™ 1% EcoSystem™ or 1% 3-Wire LED Driver | 120-277VAC to 350mA, 7W, Class 2  | 4-5           |
| <a href="#">PPLT00516</a> | L3DAE / L3DA3W | L3DA       | 100%-1%   | Hi-Lume™ 1% EcoSystem™ or 1% 3-Wire LED Driver | 120-277VAC to 350mA, 13W, Class 2 | 6-11          |
| <a href="#">PPLT00179</a> | L3DAE / L3DA3W | L3DA       | 100%-1%   | Hi-Lume™ 1% EcoSystem™ or 1% 3-Wire LED Driver | 120-277VAC to 350mA, 19W, Class 2 | 12-16         |

For other power supply options consult factory.

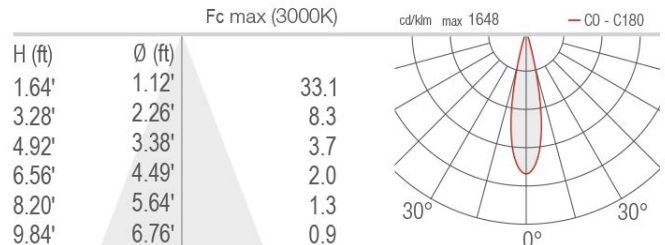
## PHOTOMETRIC DATA

Note all Photometry is 3000K

### D - Diffuse



### F - 40°



Job Name/Date:

Fixture Type Designation: