

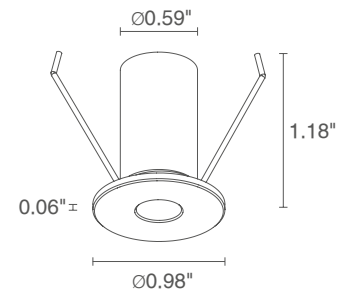
The Eyes 1.6 is a miniscule indoor recessed downlight available in blue or white light with 5 standard finishes and 2 optical options.



TECHNICAL DATA

| | |
|---------------------------|--|
| Wattage / Input | 1W (24VDC) |
| Power Supply | Remote, not included. See page 2. |
| Construction | Body: Anodized Aluminum Alloy EN AW 6026 Trim: Brass Cable Length: 4.9' standard |
| CCT | 2700K, 3000K, 4000K, 5000K, Blue |
| CRI | CRI >80 |
| Delivered Lumens | 54 lm (3000K, 40°) |
| Efficacy | 54 lm/W |
| Optics | 40°, Diffuse |
| Finishes | 5 Standard, Custom RAL (see below) |
| Cut-Out Dimensions | Ø0.71" |
| Fixture Dimensions | Ø0.98" x 1.18" h |
| Fixture Weight | 0.18 lbs |
| LED Source | 1 Power LED |
| Lumen Maintenance | L90, B10>50,000hrs (Ta 25°C) |
| Color Consistency | 1/4 ANSI BIN |
| Operating Temp. | 32°F to +113°F |
| IP Rating | IP40 |

Ceiling Cut-Out: Ø 0.71"
Fixture Dimensions



ORDERING INFORMATION

Example: EY16115FD. Power Supplies ordered separately.

| EY1611 | | | |
|-----------|--|------------------------|--|
| Model No. | CCT | Optics | Finish |
| EY1611 | F - 2700K 5 - 3000K 9 - 4000K 0 - 5000K 1 - Blue | F - 40° D - Diffuse | B - White C - Chrome D - Gold S - Satin N - Black CR - Custom RAL (Consult factory for "CR") |

Job Name/Date:

Fixture Type Designation:

SUGGESTED POWER SUPPLIES

24VDC

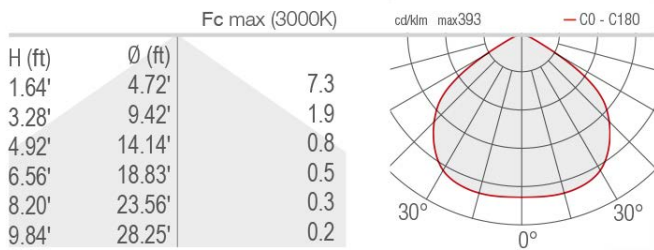
| Part Number | Description | Input/Output | # of Fixtures |
|---------------------------|---|------------------------------------|---------------|
| PPLT00128 | Non-Dim | 120VAC to 24VDC, 6W, Class 2 | 1-4 |
| PPLT00275 | Non-Dim | 120-277VAC to 24VDC, 12W, Class 2 | 1-9 |
| PPLT00632 | 0-10V Dimming (Dim to Off) | 120-277VAC to 24VDC, 12W, Class 2 | 1-9 |
| PPLT00056 | Non-Dim | 120-277VAC to 24VDC, 26W, Class 2 | 1-20 |
| PPLT00599 | ELV / TRIAC & 0-10V Dimming (100 to 0%) | 120-277VAC to 24VDC, 96W, Class 2 | 1-76 |
| PPLT00543 | 0-10V Dimming to 15% (-40°C / -40°F cold weather start) | 120-277VAC to 24VDC, 100W, Class 2 | 10-80 |

For other power supply options consult factory.

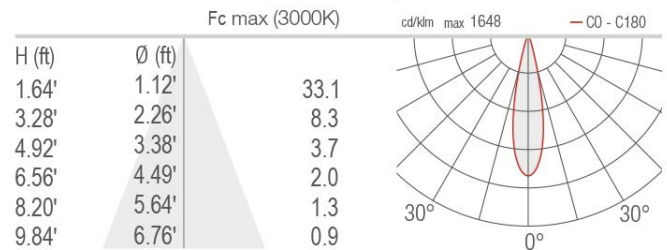
PHOTOMETRIC DATA

Note all Photometry is 3000K

D - Diffuse



F - 40°



Job Name/Date:

Fixture Type Designation: