

EYES 1.8

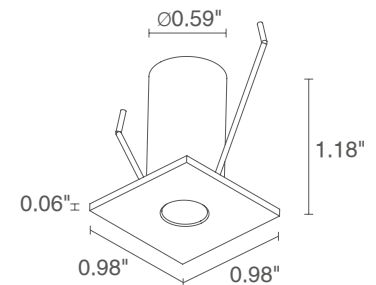
The Eyes 1.8 is a miniscule indoor recessed downlight available in blue or white light with 5 standard finishes and 2 optical options.



TECHNICAL DATA

Wattage / Input	1W (24VDC)
Power Supply	Remote, not included. See page 2.
Construction	Body: Anodized Aluminum Alloy EN AW 6026 Trim: Brass Cable Length: 4.9' standard
CCT	2700K, 3000K, 4000K, 5000K, Blue
CRI	CRI >80
Delivered Lumens	54 lm (3000K, 40°)
Efficacy	54 lm/W
Optics	40°, Diffuse
Finishes	5 Standard, Custom RAL (see below)
Cut-Out Dimensions	Ø0.71"
Fixture Dimensions	0.98" w x 0.98" l x 1.18" h
Fixture Weight	0.18 lbs
LED Source	1 Power LED
Lumen Maintenance	L90, B10>50,000hrs (Ta 25°C)
Color Consistency	1/4 ANSI BIN
Operating Temp.	32°F to +113°F
IP Rating	IP40

Ceiling Cut-Out: Ø 0.71"
Fixture Dimensions



ORDERING INFORMATION

Example: EY18115FD. Power Supplies ordered separately.

EY1811			
Model No.	CCT	Optics	Finish
EY1811	F - 2700K 5 - 3000K 9 - 4000K 0 - 5000K 1 - Blue	F - 40° D - Diffuse	B - White C - Chrome D - Gold S - Satin N - Black CR - Custom RAL (Consult factory for "CR")

Job Name/Date:

Fixture Type Designation:

SUGGESTED POWER SUPPLIES

24VDC

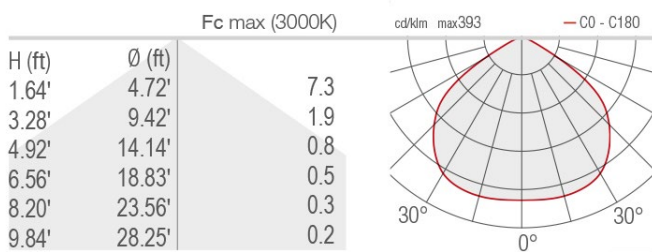
Part Number	Description	Input/Output	# of Fixtures
PPLT00128	Non-Dim	120VAC to 24VDC, 6W, Class 2	1-4
PPLT00275	Non-Dim	120-277VAC to 24VDC, 12W, Class 2	1-9
PPLT00632	0-10V Dimming (Dim to Off)	120-277VAC to 24VDC, 12W, Class 2	1-9
PPLT00709	ELV / TRIAC & 0-10V Dimming	120-277VAC to 24VDC, 96W, Class 2, DAMP	1-76
PPLT00543	0-10V Dimming to 15% (-40°C / -40°F cold weather start)	120-277VAC to 24VDC, 100W, Class 2	10-80

For other power supply options consult factory.

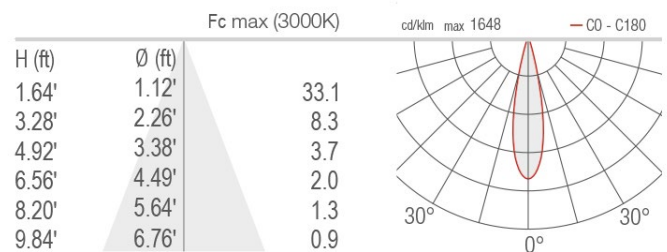
PHOTOMETRIC DATA

Note all Photometry is 3000K

D - Diffuse



F - 40°



Job Name/Date:

Fixture Type Designation: