

FA170 Bollard

The FA170 Bollard is an energy efficient LED luminaire for use in area, high bay, street or walkway lighting. It is available in 3 color temperatures, 12 light distributions and 4 finishes.



Fixture Dimensions
See chart - page 2

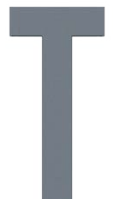
TECHNICAL DATA

Wattage	7.3W (300mA), 11W (450mA)
Power Supply	Integral
Construction	Body/Pole: Extruded Aluminum Optic: PMMA with Aluminum Support Plate Cover: Single-pane Safety Glass (0.16" thick)
CCT	2200K, 2700K, 3000K, 4000K
CRI	>80 (3000K), >70 (4000K, 5700K)
Delivered Lumens	683 lm (7.3W), 958 lm (11W)
Efficacy	93.6 lm/W (7.3W), 86.9 lm/W (11W)
Optics	6 Standard, See below and page 3
Finishes	4 Standard, Custom RAL on request (see below)
Fixture Dimensions	Head: 7.87" x 3.15" Pole Height: 3.28'
Fixture Weight	22.05 lbs (bollard) 3.31 lbs (anchor cage) 20.94 lbs (buried base)
LED Source	LED board: 8 LEDs
IP Rating	IP66 (IP20 pole door)
Impact Rating	IK09 (IK10 on request)

CONFIGURATIONS



Single



Double

ORDERING INFORMATION

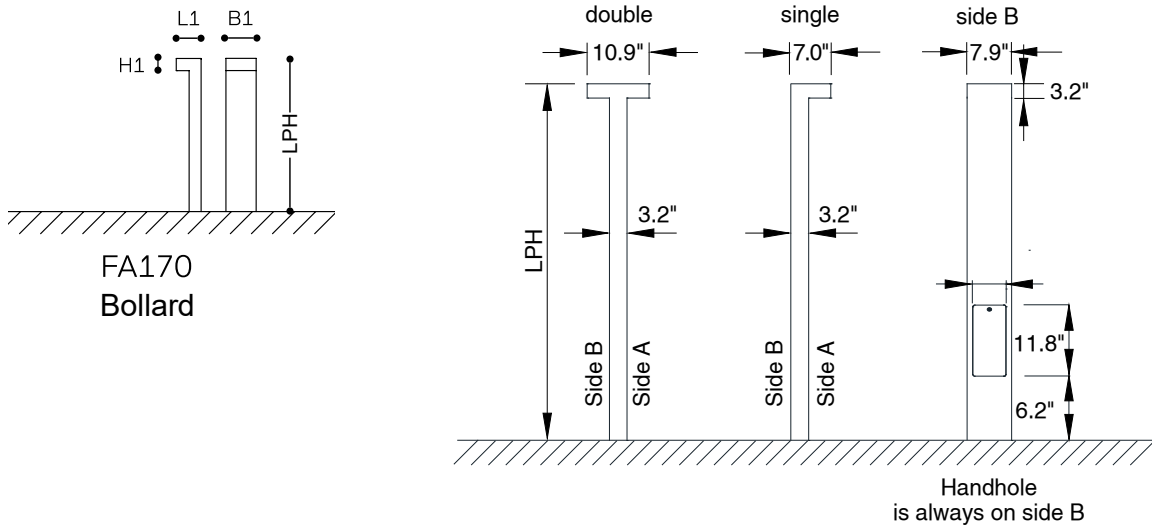
Example: FA170-1-3-AP07-11-S-1.

FA170						
Model #	# of Heads	CCT	Optics	Wattage	Finishes	Dimming
FA170	1 - Single 2 - Double	1 - 2200K 2 - 2700K 3 - 3000K 4 - 4000K	AS06 - AS06 AS08 - AS08 AS08S - AS08 Satiné AP06S - AP06 Satiné AP07 - AP07 AH02 - AH02 (on request)	7 - 7.3W 11 - 11W	S - Silver-Gray CS - Cor-ten Steel A - Anthracite W - White C - Custom RAL	0 - Non Dimming 1 - 0-10V Dimming

Job Name/Date:

Fixture Type Designation:

FIXTURE DIMENSIONS



FIXTURE DIMENSIONS CHART

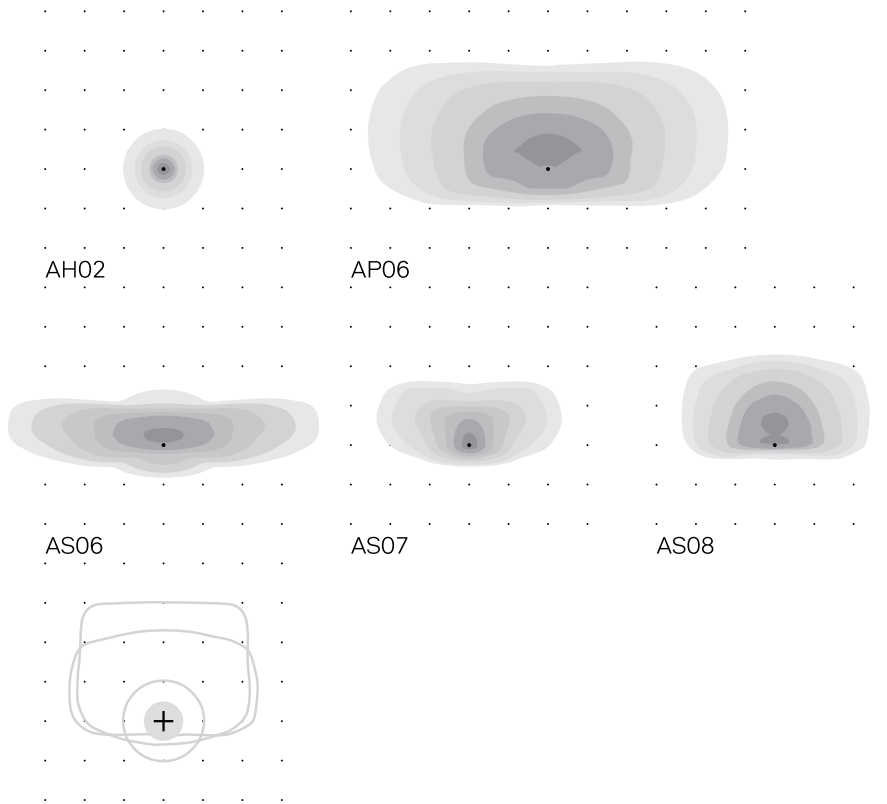
LIGHTING UNIT

MODEL NO.	LPH (pole height in ft)	Head Length (in)	Pole Width (in)	Head Width (in)	LED	POWER (W)
FA170	3.3'	7.0"	3.1"	7.9"	8 / 16	7 / 11

Job Name/Date:

Fixture Type Designation:

LIGHTING DISTRIBUTION - OPTICS



AH02

AP06

AS06

AS07

AS08

All light distribution options can be combined within the luminaire.

Job Name/Date:

Fixture Type Designation: