

# FIREFLY BOLLARD

FIREFLY is an outdoor luminaire with a poetic soul that comes as a bollard or a pendant light. FIREFLY bollard is available in three different installation mountings and three sizes - 11.8" - 19.7" - 27.6" height. It is available in static white as standard, RGBW on request.



Fixture Dimensions & Installation Drawings - See page 2

## TECHNICAL DATA

<b>Wattage</b>	2W (24VDC)
<b>Power Supply</b>	Remote, not included. See page 2.
<b>Construction</b>	Body: Extruded aluminum EN AW6026 Lens: Opal PMMA (Acrylic) Cable Length: 1.64' (included)
<b>CCT</b>	3000K (other colors on request)
<b>BUG Rating</b>	B0-U2-G0
<b>CRI</b>	>90
<b>Delivered Lumens</b>	119 lm
<b>Efficacy</b>	59.5 lm/W
<b>Optics</b>	360°
<b>Finishes</b>	4 Standard, See Below
<b>Fixture Dimensions</b>	Ø2.0" x 11.8", 19.7" or 27.6" height
<b>Lumen Maintenance</b>	L70 >50,000hrs (Ta 40°C)
<b>Color Consistency</b>	3-Step MacAdam
<b>IP Rating</b>	IP65
<b>Impact Resistance</b>	IK08

## ORDERING INFORMATION

Example: LNF131050XHB7ZD.US. Power Supplies / Accessories ordered separately.

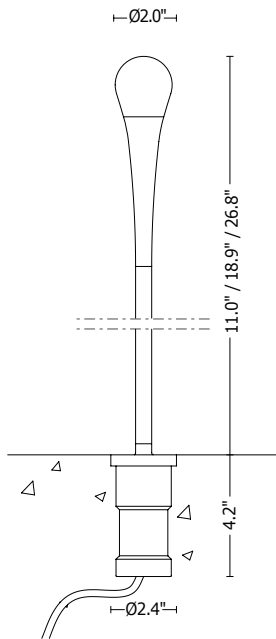
LNF13			XHB7Z		US
Model No.	Mounting	Height		Finish	
LNF13	0 - Mounting by Housing Box 1 - Mounting by Plate 2 - Mounting by Spike	030 - 11.8" 050 - 19.7" 070 - 27.6"	XHB7Z	L - Graphite H - Gray E - Marble White D - Green	US

Job Name/Date:

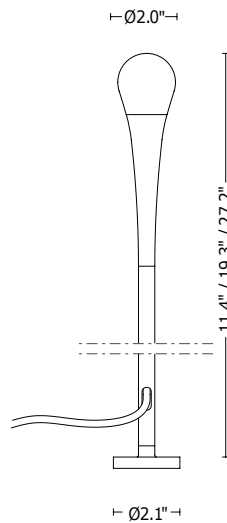
Fixture Type Designation:

## FIXTURE DIMENSIONS

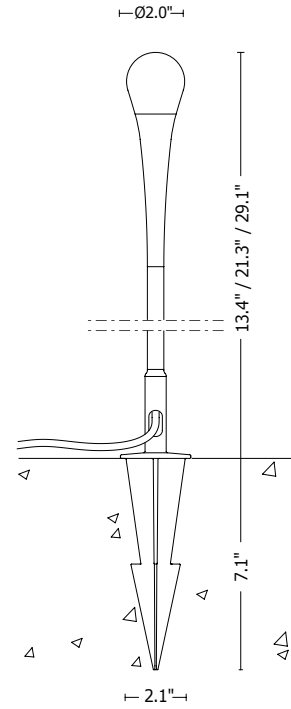
Mounting by housing box



Mounting by plate



Mounting by spike



## ACCESSORIES - Installation (included)



### HOUSING BOX

Included with mounted by housing box version



### MOUNTING SPIKE

Included with mounted by spike version

Job Name/Date:

Fixture Type Designation:

## SUGGESTED POWER SUPPLIES

24VDC

Part Number	Description	Input/Output	# of Fixtures
<a href="#">PPLT00149</a>	Non-Dim	120VAC to 24VDC, 10W, Class 2, IP65	1-4
<a href="#">PPLT00632</a>	0-10V Dimming (Dim to Off)	120-277VAC to 24VDC, 12W, Class 2	1-4
<a href="#">PPLT00155</a>	Non-Dim	120VAC to 24VDC, 30W, Class 2	1-12
<a href="#">PPLT00586</a>	Non-Dim	120-277VAC to 24VDC, 40W, Class 2	1-16
<a href="#">PPLT00709</a>	ELV / TRIAC & 0-10V Dimming	120-277VAC to 24VDC, 96W, Class 2, DAMP	1-38
<a href="#">PPLT00543</a>	0-10V Dimming to 15% (-40°C / -40°F cold weather start)	120-277VAC to 24VDC, 100W, Class 2	5-40

## Suggested Lutron Compatible

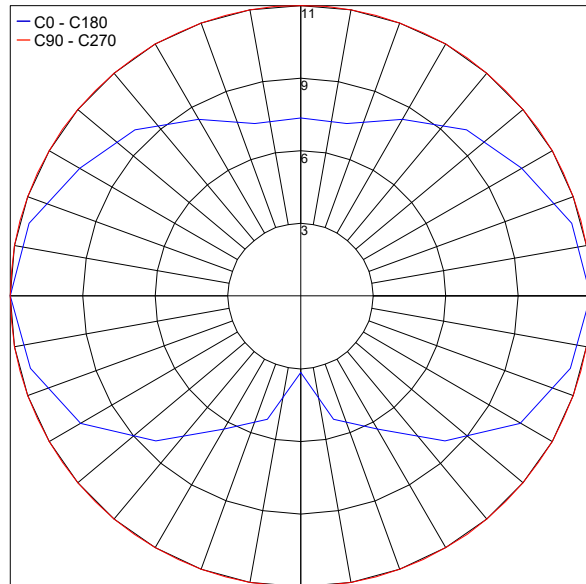
Part Number	Option	Lutron SKU	Dim Range	Description	Input/Output	# of Fixtures
<a href="#">PPLT00273</a>	L3DAE / L3DA3W	L3DA	100%-1%	Hi-Lume™ 1% EcoSystem™ or 1% 3-Wire LED Driver	120-277VAC to 24VDC, 40W, Class 2	1-16
<a href="#">PPLT00530</a>	L3D0	L3D0	100%-0.1%	Hi-Lume™ Premier 0.1% or Ecosystem 3-Wire LED Driver	120-277VAC to 24VDC, 96W, Class 2	1-38

For other power supply options consult factory.

## PHOTOMETRIC DATA

Note all Photometry is 3000K

Maximum Candela = 11.4



PHOTOMETRIC FILENAME : F130XXXHB7ZX 24VDC BOLLARD - STAKE.IES

Job Name/Date:

Fixture Type Designation: