

FIREFLY BOLLARD

FIREFLY is an outdoor luminaire with a poetic soul that comes as a bollard or a pendant light. FIREFLY bollard is available in three different installation mountings and three sizes - 11.8" - 19.7" - 27.6" height. It is available in static white as standard, RGBW on request.



Fixture Dimensions & Installation Drawings - See page 2

TECHNICAL DATA

Wattage	2W
Power Supply	Remote 24VDC, not included. See page 2.
Construction	Body: Extruded Aluminum EN AW6026 Lens: Opal PMMA (Acrylic) Cable Length: 1.64' (included)
CCT	2700K, 3000K
BUG Rating	B0-U2-G0
CRI	>90
Delivered Lumens	119 lm (3000K)
Efficacy	59.5 lm/W
Optics	360° Diffuse
Finishes	4 Standard, See Below
Fixture Dimensions	Ø2.0" x 11.8", 19.7" or 27.6" height
Lumen Maintenance	L80, B15 >60,000hrs (Ta 40°C)
Color Consistency	3-Step MacAdam
IP Rating	IP65
Impact Resistance	IK08

ORDERING INFORMATION

Example: LNF131050XHB7ZD.US. Power Supplies / Accessories ordered separately.

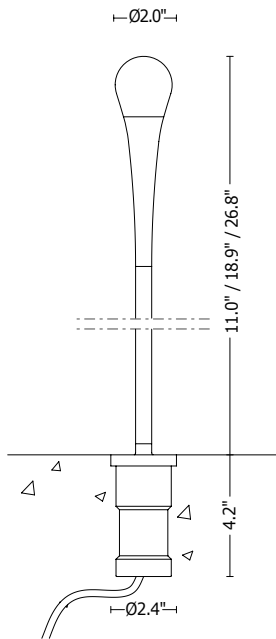
LNFI			X		B7Z		US
Model #	Mounting	Height	Optics	CCT	Power	Finish	
LNFI	30 - Housing Box 31 - Plate 32 - Spike	030 - 11.8" 050 - 19.7" 070 - 27.6"	X - Diffuse 360°	Y - 2700K H - 3000K	B7Z - Remote	L - Graphite H - Gray E - Marble White D - Green	US

Job Name/Date:

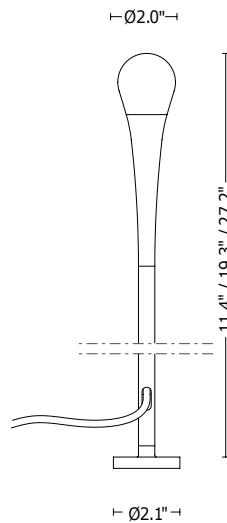
Fixture Type Designation:

FIXTURE DIMENSIONS

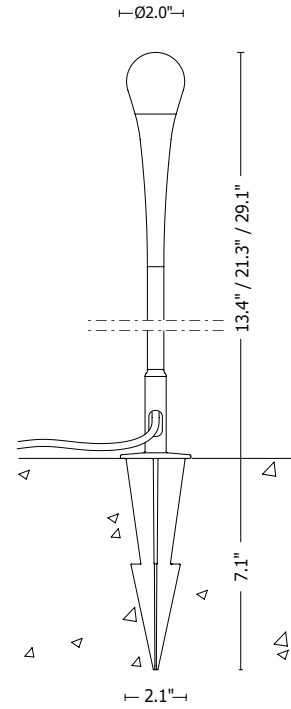
Mounting by housing box



Mounting by plate



Mounting by spike



ACCESSORIES - Installation (included)



HOUSING BOX

Included with mounted by housing box version



MOUNTING SPIKE

Included with mounted by spike version

Job Name/Date:

Fixture Type Designation:

SUGGESTED POWER SUPPLIES

24VDC

Part Number	Description	Input/Output	# of Fixtures
PPLT00149	Non-Dim	120VAC to 24VDC, 10W, Class 2, IP65	1-4
PPLT00632	0-10V Dimming (Dim to Off)	120-277VAC to 24VDC, 12W, Class 2	1-4
PPLT00155	Non-Dim	120VAC to 24VDC, 30W, Class 2	1-12
PPLT00586	Non-Dim	120-277VAC to 24VDC, 40W, Class 2	1-16
PPLT00709	ELV / TRIAC & 0-10V Dimming	120-277VAC to 24VDC, 96W, Class 2, DAMP	1-38
PPLT00543	0-10V Dimming to 15% (-40°C / -40°F cold weather start)	120-277VAC to 24VDC, 100W, Class 2	5-40

Suggested Lutron Compatible

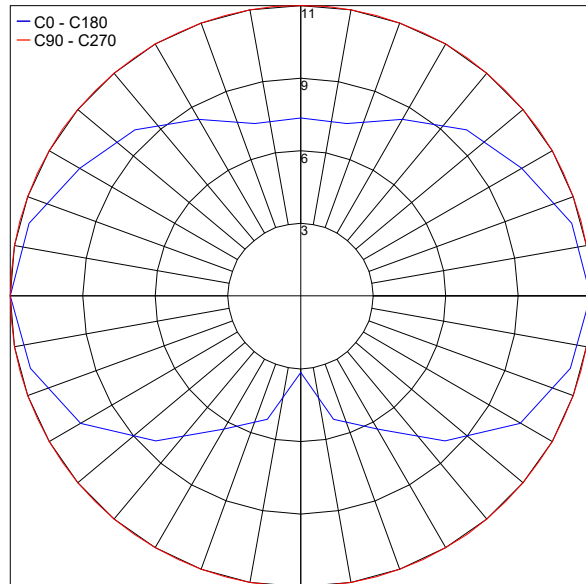
Part Number	Option	Lutron SKU	Dim Range	Description	Input/Output	# of Fixtures
PPLT00273	L3DAE / L3DA3W	L3DA	100%-1%	Hi-Lume™ 1% EcoSystem™ or 1% 3-Wire LED Driver	120-277VAC to 24VDC, 40W, Class 2	1-16
PPLT00530	L3D0	L3D0	100%-0.1%	Hi-Lume™ Premier 0.1% or Ecosystem 3-Wire LED Driver	120-277VAC to 24VDC, 96W, Class 2	1-38

For other power supply options consult factory.

PHOTOMETRIC DATA

Note all Photometry is 3000K

Maximum Candela = 11.4



PHOTOMETRIC FILENAME : F130XXXHB7ZX 24VDC BOLLARD - STAKE.IES

Job Name/Date:

Fixture Type Designation: