



Luminous galaxy

fog

design by Landa R&D

designplan[®] 

79 Trenton Avenue
Frenchtown, NJ 08825

www.designplan.com

Tel: (908) 996-7710
Fax: (908) 996-7042



fog 80


Fog 80 is a luminaire available for recessed ceiling applications, with EN 47100 die-cast aluminum body and white powder-coated finish. The product, with a diameter of 3.15" and a power of 6W, guarantees resistance and longevity, essential features for the entire Fog recessed range. Ideal for any outdoor lighting requirement thanks to the three possible installation options: recessed (0.39" inside the casing), flush and protruding (+ 0.39" from the casing).

FOG 80 | WALL RECESSED

FOG 80 | WALL LAMP

FOG 80 | CEILING LAMP





fog 80

DIFFUSE

6W



TECHNICAL SPECIFICATIONS

Source lamp

DIFFUSE

Total wattage

LED 6W

Voltage

6W

Control

24VDC

Light color

Power supply not included

Delivered lumens

3000K • other colors on request

*Source lumens

345 lm (700 lm*)

Luminous efficacy

58 lm/W

McADAM steps

3

Beam

diffuse

CRI

> 90

Lifetime

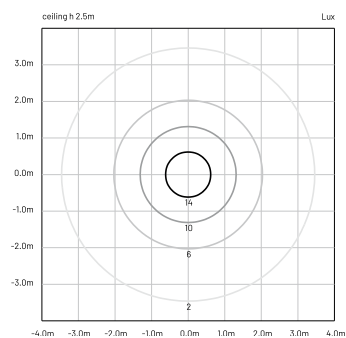
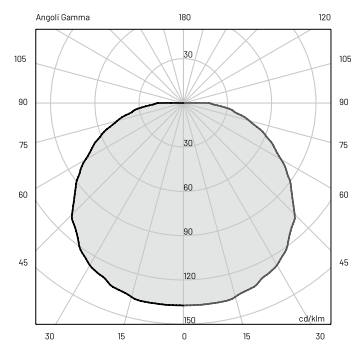
L70 > 50.000 h Ta 40°C

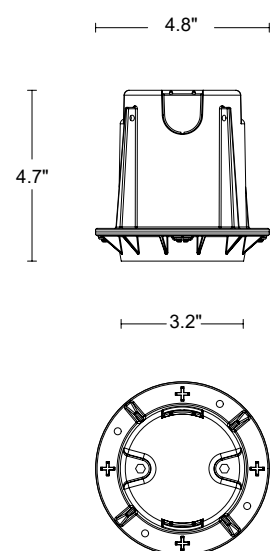
IP rating

IP65

IK rating

IK08



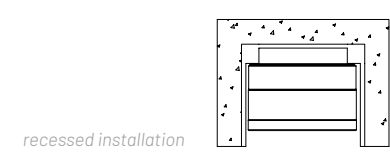


MATERIALS

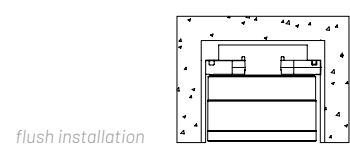
Body	Die-cast aluminum EN47100
Diffuser	Opal glass
Finishing	White polyester powder paint

ORDER CODE

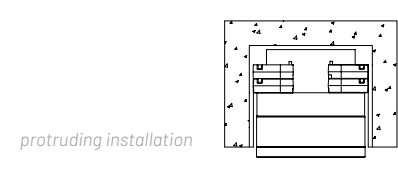
FG 5 0 ISO DH B 7 Z U



recessed installation



flush installation



protruding installation

INCLUDED ACCESSORIES

Code	Description
-	Housing box

AVAILABLE ACCESSORIES

Code	Description
00KEY50	Levelling kit
010829600000	Plastering rim
0303003	Suction cup to screw the glass







fog 125

Fog 125 has a diameter of 4.92" and is the ideal solution for recessed ceiling applications offering the possibility of installation protruding/retracting ($\pm 0.39"$) or flush mounting with the fixture kit.


The luminaire, with a power of 14.5W, is supplied with 3000K or, on request, also available in other color temperatures and color change version. The diffused light of Fog 125 is emitted by the LED technology source, which allows to have always optimal performances, also thanks to the extra resistant opal tempered glass. The body is made in die-cast aluminum with white powder-coated finish. Power supply is integrated, with the possibility of DALI management on request, so as to make the application of the product easy to manage in any outdoor context.

FOG 125 | WALL RECESSED

FOG 125 | WALL LAMP

FOG 125 | CEILING LAMP





fog 125

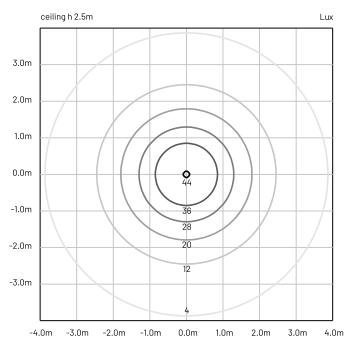
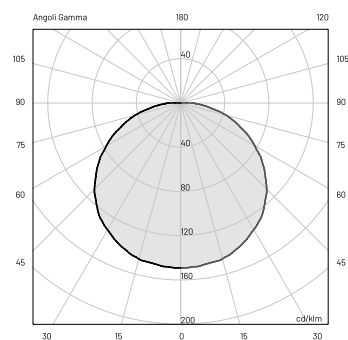
DIFFUSE

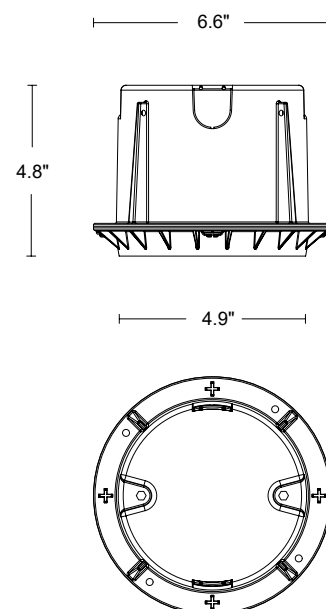
14.5W



TECHNICAL SPECIFICATIONS

	DIFFUSE
Source lamp	LED 14,5W
Total wattage	17.7W
Voltage	700mA, 50-60Hz
Control	Power supply not included
Light color	3000K • other colors on request
Delivered lumens *Source lumens	950 lm (1850 lm*)
Luminous efficacy	54 lm/W
McADAM steps	3
Beam	diffuse
CRI	> 90
Lifetime	L70 > 50.000 h Ta 40°C
IP rating	IP65
IK rating	IK08



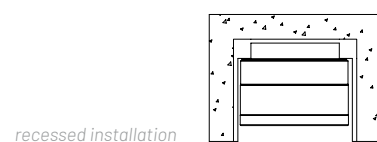


MATERIALS

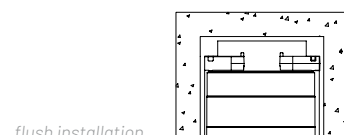
Body	Die-cast aluminum EN47100
Diffuser	Opal glass
Finishing	White polyester powder paint

ORDER CODE

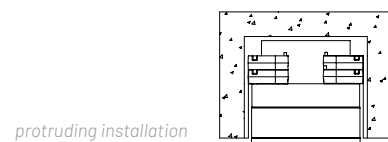
FG 60 ISO DHB 10 U



recessed installation



flush installation



protruding installation

INCLUDED ACCESSORIES

Code	Description
-	Housing box

AVAILABLE ACCESSORIES

Code	Description
00KEY60	Levelling kit
010829700000	Plastering rim
0303004	Suction cup to screw the glass







fog 200


Power and high performance. The diffused light of the Fog 200 recessed ceiling luminaire is emitted from a 22.4W LED technology source. The product is long-lasting and versatile, with an extra-resistant opal tempered glass and offers different mounting options (protruding/recessed $\pm 0.39"$ and flush with the recessed box). The die-cast aluminum body with white powder-coated finish has a 7.87" diameter. Power supply is integrated, with the possibility of DALI management on request; the color temperature is 3000K, other color temperatures and color change version available on request.

FOG 200 | WALL RECESSED

FOG 200 | WALL LAMP

FOG 200 | CEILING LAMP





fog 200

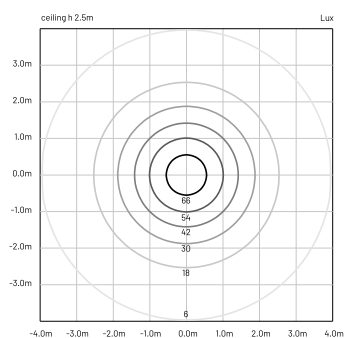
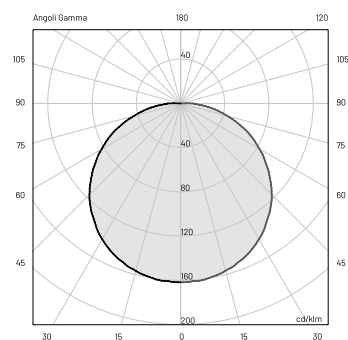
DIFFUSE

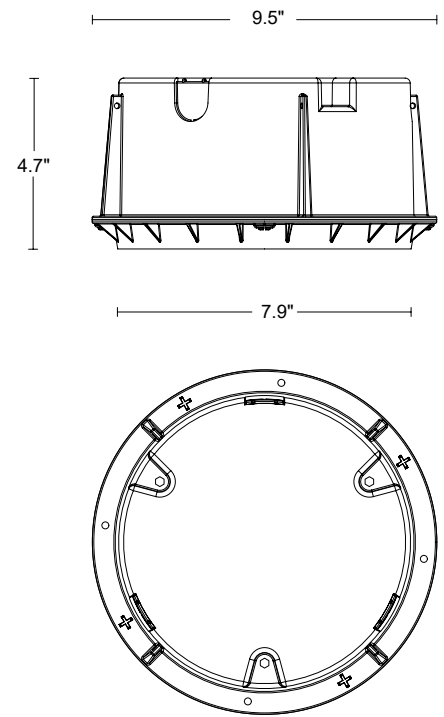
22.4W



TECHNICAL SPECIFICATIONS

	DIFFUSE
Source lamp	LED 22.4W
Total wattage	27W
Voltage	1050mA, 50-60Hz
Control	Power supply not included
Light color	3000K • other colors on request
Delivered lumens	1500 lm (2800 lm*)
*Source lumens	
Luminous efficacy	56 lm/W
McADAM steps	3
Beam	diffuse
CRI	> 90
Lifetime	L70 > 50.000 h Ta 40°C
IP rating	IP65
IK rating	IK08



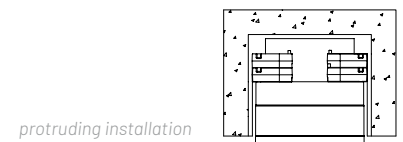
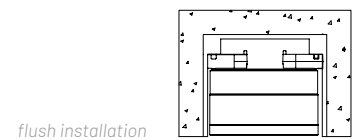
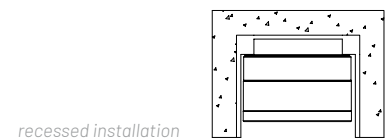


MATERIALS

Body	Die-cast aluminum EN47100
Diffuser	Opal glass
Finishing	White polyester powder paint

ORDER CODE

FG80IS0DHB10U



INCLUDED ACCESSORIES

Code	Description
-	Housing box

AVAILABLE ACCESSORIES

Code	Description
00KEY80	Levelling kit
010829800000	Plastering rim
0303004	Suction cup to screw the glass

