

# FOG 80 • FOG 125 • FOG 200

## Recessed Wall

FOG is an outdoor ceiling or wall fixture that comes in a recessed or surface-mounted versions with 3 diameter sizes each offering resistance and longevity. The FOG recessed ceiling version can be installed recessed, flush or protruding and diffused light beam.



### TECHNICAL DATA

<b>Wattage</b>	6W, 14.5W, 22W
<b>Power Supply</b>	Remote 24VDC (FOG 80) - See page 3 Remote 700mA (FOG 125), 1050mA (FOG 200)
<b>Construction</b>	Body: Die-Cast Aluminum Lens: Opal Glass
<b>CCT</b>	3000K (other colors on request)
<b>BUG Rating</b>	B0-U1-G0 (Fog 80) B1-U1-G1 (Fog 125, Fog 200)
<b>CRI</b>	>90
<b>Delivered Lumens</b>	345 lm (FOG 80) 950 lm (FOG 125) 1500 lm (FOG 200)
<b>Efficacy</b>	58 lm/W (FOG 80) 54 lm/W (FOG 125) 56 lm/W (FOG 200)
<b>Optics</b>	Diffuse
<b>Finishes</b>	White
<b>Fixture Dimensions</b>	Ø3.15" x 4.72" (FOG 80) Ø4.92" x 4.76" (FOG 125) Ø7.87" x 4.72" (FOG 200)
<b>Lumen Maintenance</b>	L70 >50,000hrs (Ta 40°C)
<b>Color Consistency</b>	3-Step MacAdam
<b>IP Rating</b>	IP65
<b>Impact Resistance</b>	IK08

Fixture Dimensions & Installation Options - see page 2

### ORDERING INFORMATION

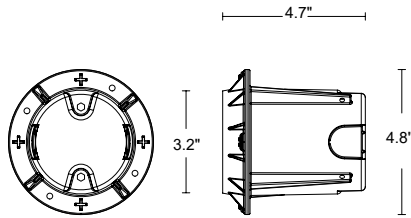
Example: LNFG60ISODHB7ZU.US. Power Supplies / Accessories ordered separately.

LNFG		D		U	US
<b>Model No.</b>	<b>Size</b>	<b>Optics</b>	<b>Power</b>	<b>Finish</b>	
LNFG	50 ISO - FOG 80 60 ISO - FOG 125 80 ISO - FOG 200	D - Diffuse	HB7Z - Remote Driver (FOG 80) HB10 - Remote Driver (FOG 125/200)	U - White	US

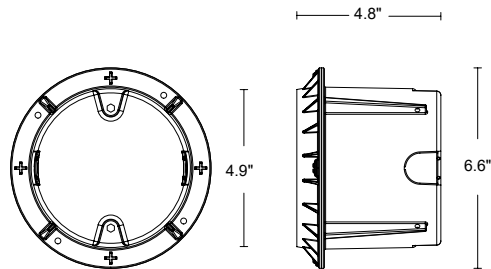
Job Name/Date:

Fixture Type Designation:

### FIXTURE DIMENSIONS

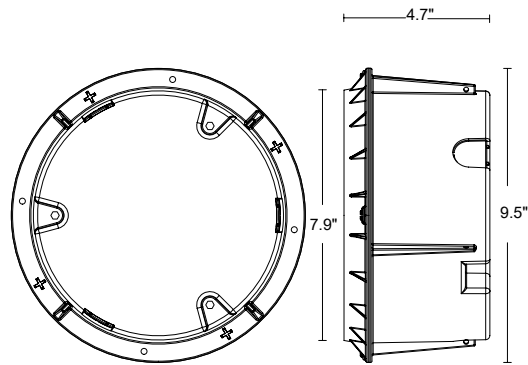
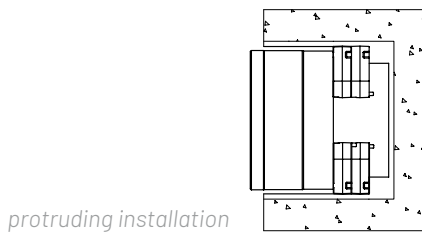
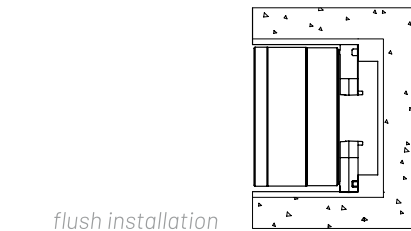
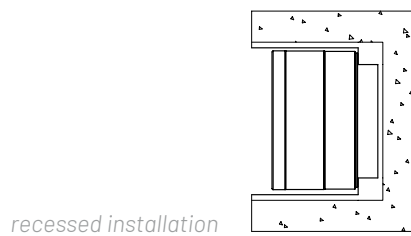


**FOG 80**



**FOG 125**

### HOUSING BOX - Included



**FOG 200**

Job Name/Date:

Fixture Type Designation:

### SUGGESTED POWER SUPPLIES

24VDC - FOG 80 (6W)

Part Number	Description	Input/Output	# of Fixtures
<a href="#">PPLT00149</a>	Non-Dim	120VAC to 24VDC, 10W, Class 2, IP65	1-1
<a href="#">PPLT00632</a>	0-10V Dimming (Dim to Off)	120-277VAC to 24VDC, 12W, Class 2	1-1
<a href="#">PPLT00155</a>	Non-Dim	120VAC to 24VDC, 30W, Class 2	1-4
<a href="#">PPLT00709</a>	ELV / TRIAC & 0-10V Dimming	120-277VAC to 24VDC, 96W, Class 2, DAMP	1-12
<a href="#">PPLT00543</a>	0-10V Dimming to 15% (-40°C / -40°F cold weather start)	120-277VAC to 24VDC, 100W, Class 2	2-13

### Suggested Lutron Compatible - FOG 80 (6W)

Part Number	Option	Lutron SKU	Dim Range	Description	Input/Output	# of Fixtures
<a href="#">PPLT00273</a>	L3DAE / L3DA3W	L3DA	100%-1%	Hi-Lume™ 1% EcoSystem™ or 1% 3-Wire LED Driver	120-277VAC to 24VDC, 40W, Class 2	1-5

700mA - FOG 125 (14.5W)

Part Number	Description	Input/Output	# of Fixtures
<a href="#">PPLT00465-P</a>	0-10V Dimming to 1.0%	120-277VAC to 700mA, 20W, Class 2, DAMP	1-1
<a href="#">PPLT00308-P</a>	0-10V Dimming to 0.1%	120-277VAC to 700mA, 30W, Class 2, DAMP	1-2
<a href="#">PPLT00538-P</a>	0-10V Dimming to 0.1% (4 channels)	120-277VAC to 700mA, 100W, Class 2	1-1 (1-4)

### Suggested Lutron Compatible - FOG 125 (14.5W)

Part Number	Option	Lutron SKU	Dim Range	Description	Input/Output	# of Fixtures
<a href="#">PPLT00517</a>	L3DAE / L3DA3W	L3DA	100%-1%	Hi-Lume™ 1% EcoSystem™ or 1% 3-Wire LED Driver	120-277VAC to 700mA, 27W, Class 2	1-1
<a href="#">PPLT00181</a>	L3DAE / L3DA3W	L3DA	100%-1%	Hi-Lume™ 1% EcoSystem™ or 1% 3-Wire LED Driver	120-277VAC to 700mA, 38W, Class 2	2-2

1050mA - FOG 200 (22W)

Part Number	Description	Input/Output	# of Fixtures
<a href="#">PPLT00308-P</a>	0-10V Dimming to 0.1%	120-277VAC to 1050mA, 30W, Class 2, DAMP	1-1
<a href="#">PPLT00467-P</a>	0-10V Dimming to 1.0%	120-277VAC to 1050mA, 50W, Class 2, DAMP	1-2
<a href="#">PPLT00538-P</a>	0-10V Dimming to 0.1% (4 channels)	120-277VAC to 1050mA, 100W, Class 2	1-1 (1-4)

### Suggested Lutron Compatible - FOG 200 (22W)

Part Number	Option	Lutron SKU	Dim Range	Description	Input/Output	# of Fixtures
<a href="#">PPLT00621</a>	L3DAE / L3DA3W	L3DA	100%-1%	Hi-Lume™ 1% EcoSystem™ or 1% 3-Wire LED Driver	120-277VAC to 1050mA, 40W, Class 2	1-1

For other power supply options consult factory.

Job Name/Date:

Fixture Type Designation:

### ACCESSORIES - Optional

**00KEY50** - FOG 80

**00KEY60** - FOG 125

**00KEY80** - FOG 200

Leveling Kit

Plastering Rim included in Leveling Kit

**0303003** - FOG 80

**0303004** - FOG 125, FOG 200

Suction Cup

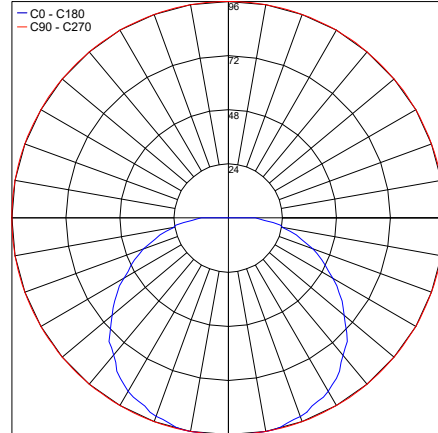
to screw the glass

### PHOTOMETRIC DATA

Note: All photometric data is 3000K

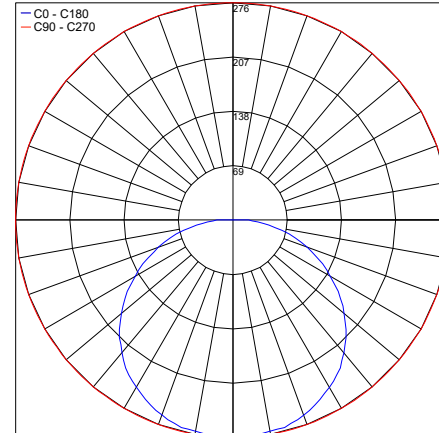
#### FOG 80

Maximum Candela = 96



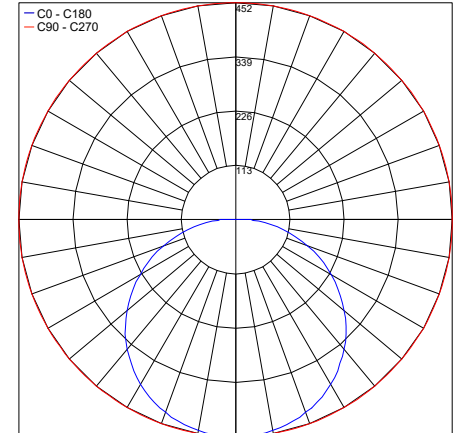
#### FOG 125

Maximum Candela = 275.7



#### FOG 200

Maximum Candela = 452.4



Job Name/Date:

Fixture Type Designation: