

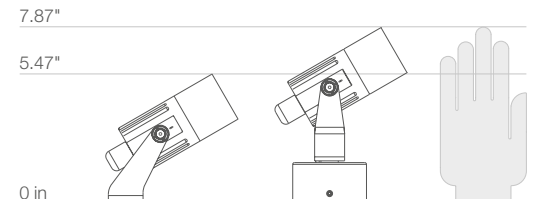
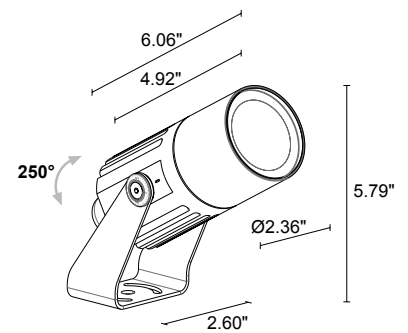
Flori 1.0 is a compact floodlight with 6 standard optics, IP66, and operates at 120VAC allowing the fixture to be used in a wide variety of applications.

TECHNICAL DATA

Wattage / Input	7W (120VAC)
Power Supply	Integral
Construction	Body: Anti-corrosive aluminum alloy Lens: Tempered, serigraphed, transparent extra-clear glass Cable Length: 4.9' standard
CCT	2700K, 3000K, 4000K (3500K on request, consult factory)
CRI	CRI >80, CRI >90
BUG Rating	B1-U0-G0 (3000K, 9°, 31°, 36°, 10° x 45°, 45° x 10°) B1-U1-G0 (3000K, 15°)
Delivered Lumens	366 lm (3000K, 31°, CRI >80) 296 lm (3000K, 31°, CRI >90)
Efficacy	52 lm/W (3000K, 31°, CRI >80) 42 lm/W (3000K, 31°, CRI >90)
Optics	6 Standard (see below)
Finishes	4 Standard, Custom RAL (see below)
Fixture Dimensions	Ø 2.36" x 6.06" l x 5.79" h
Fixture Weight	1.76 lbs
LED Source	1 High Intensity Power LED
Lumen Maintenance	L90, B10 >50,000hrs (Ta 25°C)
Color Consistency	3-Step MacAdam
Operating Temp.	-4°F to +113°F
IP Rating	IP66
Impact Rating	IK07



Fixture Dimensions



ORDERING INFORMATION

Example: FS101004SH or FS101004SH-1. Accessories ordered separately.

FS1010					
Model No.	CRI	CCT	Optics	Finish	Cable Length
FS1010	0 - 80 CRI 1 - 90 CRI	F - 2700K 5 - 3000K 9 - 4000K	V - 9° S - 15° M - 31° L - 36° W - 10° x 45° X - 45° x 10°	E - White F - Gray H - Anthracite T - Cor-ten C - Custom RAL (consult factory for "C")	4.92' standard 1 - 16.40'

Job Name/Date:

Fixture Type Designation:

ACCESSORIES

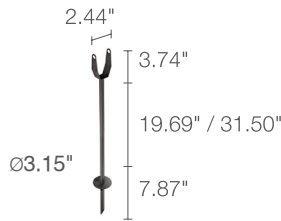
Installation



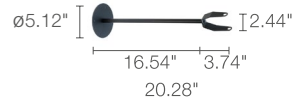
WP0100
Ground Spike
(Length 10.12")



WP1004
Fastener Strap
(Length 16.4")




WP1001__ (Length 19.69")
WP1002__ (Length 31.50")
Ground Spike with Bracket
Include one of the below finishes:
E - White
F - Gray
H - Anthracite
T - Cor-ten
C - Custom RAL



WP1003__
Wall Arm with Bracket (Length 20.28")
Include one of the below finishes:
E - White
F - Gray
H - Anthracite
T - Cor-ten
C - Custom RAL

ACCESSORIES

Anti-Glare



WH0203
Honeycomb Louvre



WB1001__
Standard Snoot



WB1002__
Asymmetric Snoot

For Snoots include one of the below finishes:

- E** - White
- F** - Gray
- H** - Anthracite
- T** - Cor-ten
- C** - Custom RAL



WB1003N
Barn doors

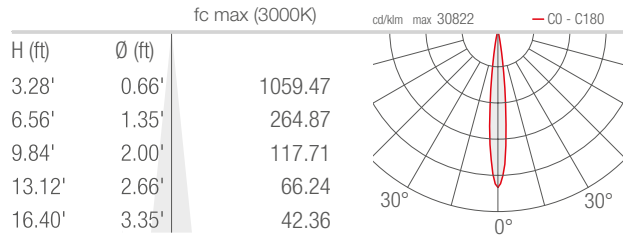
Job Name/Date:

Fixture Type Designation:

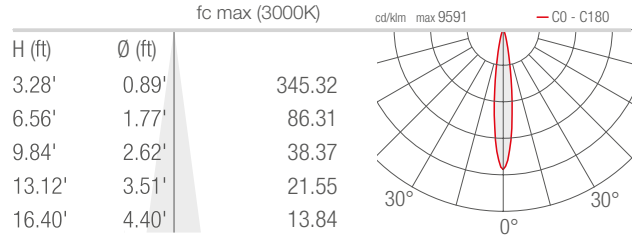
PHOTOMETRIC DATA

Note all Photometry is CRI 80, 3000K

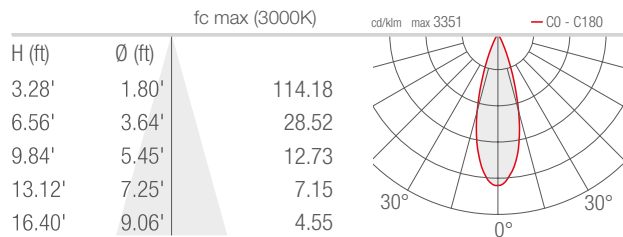
V - 9° CRI 80



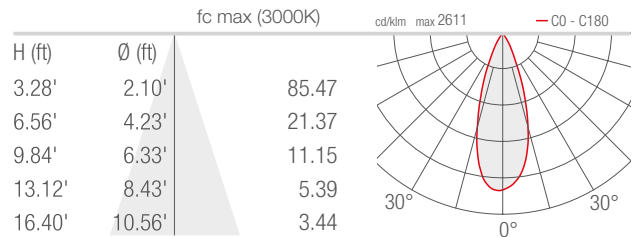
S - 15° CRI 80



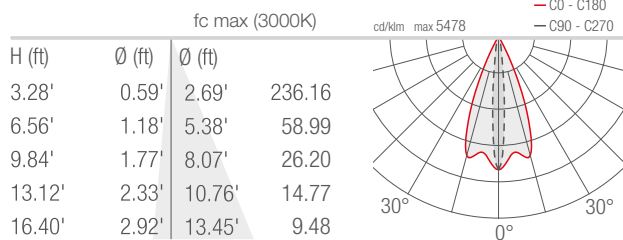
M - 31° CRI 80



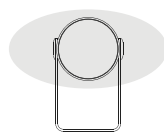

L - 36° CRI 80



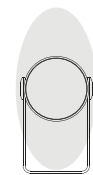
W - 10°x45° CRI 80



X - 45°x10° CRI 80



10°x45° Optics



45°x10° Optics

Job Name/Date:

Fixture Type Designation: