

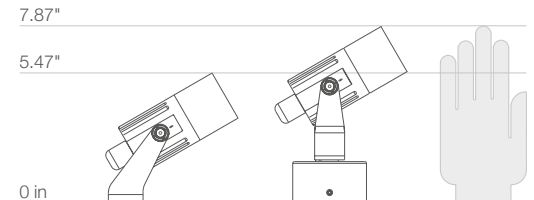
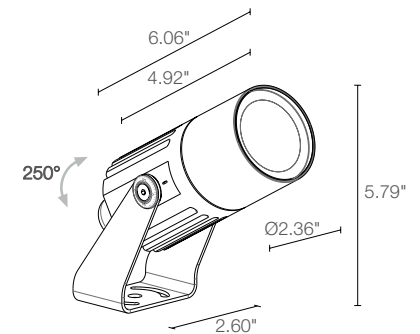
Flori 1.2 is a compact floodlight with 5 standard optics, IP66 and with RGBW the fixture can be used in a wide variety of applications.



## TECHNICAL DATA

<b>Wattage / Input</b>	13W (24VDC)
<b>Power Supply</b>	Remote, not included. See page 2.
<b>Construction</b>	Body: Anti-corrosive aluminum alloy Lens: Tempered, serigraphed, transparent extra-clear glass Cable Length: 4.9' standard
<b>CCT</b>	RGBW (W=4000K)
<b>CRI</b>	CRI >80
<b>BUG Rating</b>	B0-U0-G0 (60°, 32°x61°, 61°x32°) B1-U0-G0 (24°, 33°)
<b>Delivered Lumens</b>	304 lm: (R) 52 lm, (G) 95 lm, (B) 31 lm, (W) 126 lm
<b>Efficacy</b>	23 lm/W
<b>Optics</b>	5 Standard (see below)
<b>Finishes</b>	4 Standard, Custom RAL (see below)
<b>Fixture Dimensions</b>	Ø 2.36" x 6.06" l x 5.79"
<b>Fixture Weight</b>	1.76 lbs
<b>LED Source</b>	1 RGBW LED group
<b>Lumen Maintenance</b>	L85,B10 >50,000hrs (Ta 25°C)
<b>Color Consistency</b>	-
<b>Operating Temp.</b>	-4°F to +113°F
<b>IP Rating</b>	IP66
<b>Impact Rating</b>	IK07

Fixture Dimensions



## ORDERING INFORMATION

Example: FS12007SE or FS12007SE-1. Accessories / Power Supplies ordered separately.

FS1200	7			-	
Model No.	CCT	Optics	Finish	Cable Length	
FS1200	7 - RGBW (W=4000K)	<b>S</b> - 24° <b>M</b> - 33° <b>L</b> - 60° <b>W</b> - 32° x 61° <b>X</b> - 61° x 32°	<b>E</b> - White <b>F</b> - Gray <b>H</b> - Anthracite <b>T</b> - Cor-ten <b>C</b> - Custom RAL <i>(consult factory for "C")</i>	4.92' standard 1 - 16.40'	

Job Name/Date:

Fixture Type Designation:

## SUGGESTED POWER SUPPLIES

24VDC

Part Number	Description	Input/Output	# of Fixtures
<a href="#">PPLT00288</a>	DMX / RDM / DALI / 0-10V	120-277VAC to 24VDC, 100W, Class 2	1-6

For other power supply options consult factory.

## ACCESSORIES

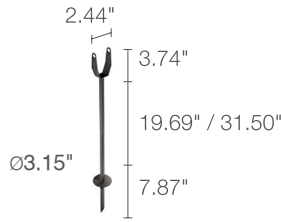
Installation



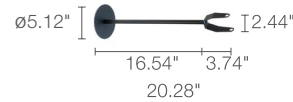
**WP0100**  
Ground Spike  
(Length 10.12")



**WP1004**  
Fastener Strap  
(Length 16.4")




**WP1001\_\_** (Length 19.69")  
**WP1002\_\_** (Length 31.50")  
Ground Spike with Bracket  
Include one of the below finishes:  
**E** - White  
**F** - Gray  
**H** - Anthracite  
**T** - Cor-ten  
**C** - Custom RAL



**WP1003\_\_**  
Wall Arm with Bracket (Length 20.28")  
Include one of the below finishes:  
**E** - White  
**F** - Gray  
**H** - Anthracite  
**T** - Cor-ten  
**C** - Custom RAL

## ACCESSORIES

Anti-Glare



**WH0203**  
Honeycomb Louvre



**WB1001\_\_**  
Standard Snoot



**WB1002\_\_**  
Asymmetric Snoot

For Snoots include one of the below finishes:

- E** - White
- F** - Gray
- H** - Anthracite
- T** - Cor-ten
- C** - Custom RAL



**WB1003N**  
Barn doors

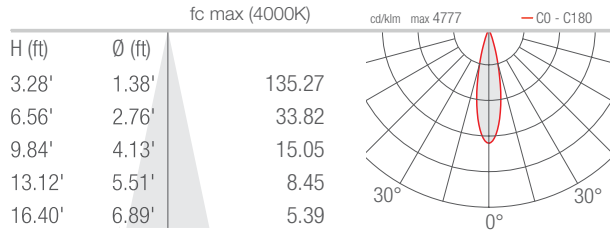
Job Name/Date:

Fixture Type Designation:

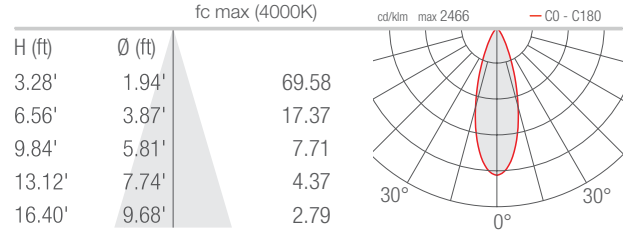
## PHOTOMETRIC DATA

Note all Photometry is CRI 80, 4000K

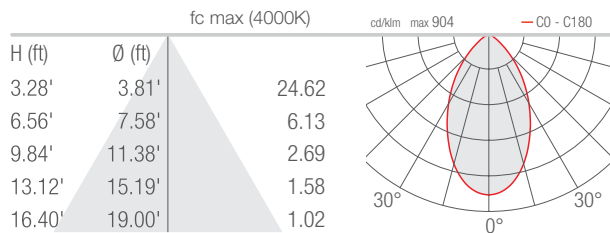
### S - 24°



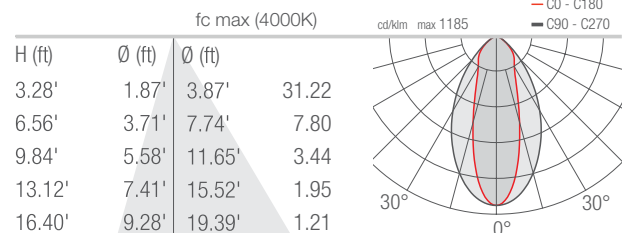
### M - 33°



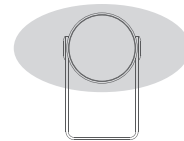
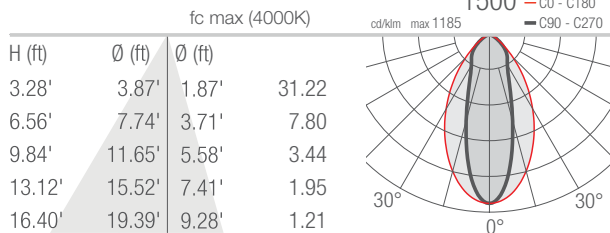
### L - 60°



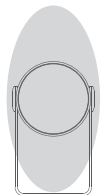
### W - 32°x61°



### X - 61°x32°



32°x61° Optics



61°x32° Optics

Job Name/Date:

Fixture Type Designation: