

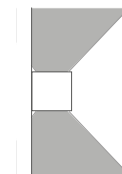
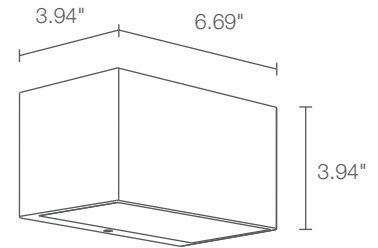
The Geko series are outdoor wall-mounted fixtures with a simplified design perfect for general or scenographic lighting. Geko 6.0 is a double-beam version with diffuse optics that comes in 3 color temperatures and 4 standard finishes.



TECHNICAL DATA

Wattage / Input	16W, 28W (120-277VAC)
Power Supply	Integral (0-10V Dimming)
Construction	Body: Die-cast Aluminum Alloy EN AB 47100 Lens: Tempered, Serigraphed, Sandblasted Glass Cable: 1.0' with connection box
CCT	2700K, 3000K, 4000K
CRI	>80
BUG Rating	B0-U4-G0 (3000K, 16W) B1-U4-G0 (3000K, 28W)
Delivered Lumens	531 lm (3000K, 10W) per beam 831 lm (3000K, 16W) per beam
Efficacy	53.1 lm/W (3000K, 10W) per beam 51.9 lm/W (3000K, 16W) per beam
Optics	Diffuse
Finishes	4 Standard, Custom RAL (see below)
Fixture Dimensions	6.69" l x 3.94" w x 3.94" h
Fixture Weight	4.85 lbs
LED Source	Power LED Matrix
Lumen Maintenance	L80 >50,000 hrs (Ta 25°C)
Color Consistency	1/4 ANSI BIN
Operating Temp.	-4°F to +113°F
IP Rating	IP65
Impact Rating	IK07

Fixture Dimensions



Diffuse optics

ORDERING INFORMATION


Example: GK6010FDH. Accessories ordered separately.

GK601			D	
Model No.	Wattage	CCT	Optics	Finish
GK601	0 - 16W 1 - 28W	F - 2700K 5 - 3000K 9 - 4000K	D - Diffuse	E - White F - Gray H - Anthracite T - Cor-ten C - Custom RAL (consult factory for "C")

Job Name/Date:

Fixture Type Designation:

ACCESSORIES - Installation



WD0300__

Spacer

For Spacer include one of the below finishes:

E - White

F - Gray

H - Anthracite

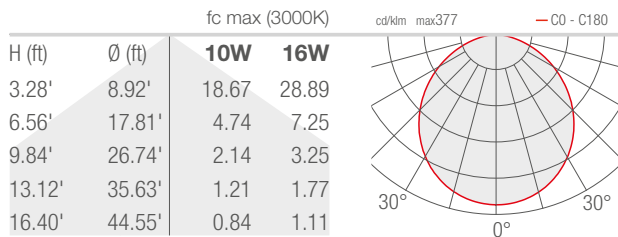
T - Corten

C - Custom RAL (consult factory)

PHOTOMETRIC DATA

Note all Photometry is 3000K, per beam

D - Diffuse



Job Name/Date:

Fixture Type Designation: