

# GENIUS NAKED




## A BARE GENIUS SUITABLE FOR ANY SUPPORT AND MATERIAL.


Genius Naked is the evolution of the Genius family, extending the total surface integration concept to any material and context.

It is a totally recessed luminaire, for ceiling-mounted indoor installation, which can be installed from above on any surface: wood, cement, mirror, marble, industrial modules with a thickness from 0.2" (5 mm) to a maximum of 0.79" (20 mm). Genius Naked is designed to be glued to the top of the ceiling element.

The only visible part is the light emission hole of only 0.79" (20 mm), capable of generating a powerful light beam. In fact, the "Naked" version retains all the performances of the Genius, with the electrical part which can be removed through the light hole, thanks to a push-pull mechanism making it easy to pull the LED light source out and replace it, with no need for any inspection hatch, nor for invasive maintenance operations.




## TOTALLY CONCEALED INSTALLATION WITH ANY MATERIAL



wood



marble




mirror

the lighting body is pre-mounted on the cladding panel

it can be installed on materials with a thickness from 0.2" (5 mm) to 0.79" (20 mm)

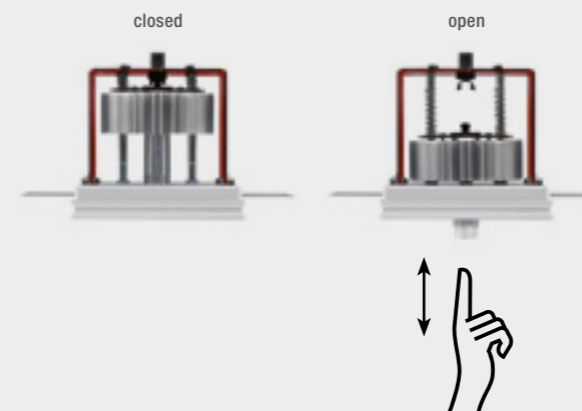
it is installed from above



0.79"

the only visible part is the emission hole of 0.79" (20 mm)

## PUSH & PULL TECHNOLOGY



No need for an inspection hatch. The electrical part can be extracted straight from the light hole just with a simple manual gesture, thanks to the push-pull mechanism which makes it easy to extract and replace the LED source for maintenance purposes.



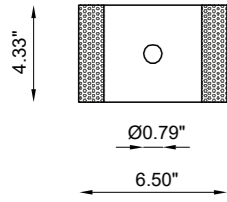
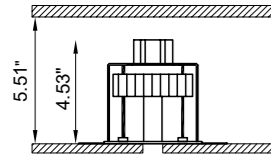
79 Trenton Avenue  
Frenchtown, NJ 08825

www.designplan.com

Tel: (908) 996-7710  
Fax: (908) 996-7042

# Genius Naked

# Recessed



## CODE COMPOSITION

BU1061 BL 4 R 40 E WD

		<i>light color</i>	
	27	2700K	
	30	3000K	
	40	4000K	

example of code composition BU1061 BL 4 R 40 E 30 WD

## TECHNICAL FEATURES

Code	<b>BU1061</b> XX
Type	Downlight 90°
Material	Aluminum I Steel
Finishing	Black
Weight	<b>1.43 lbs</b>
Mounting	Ceiling recessed
IP rating	IP20
Insulation class	III
Control gear	Remote constant current electronic driver (not included)
Lamp type	LED 700mA Vf: 11.5 VDC
Lamp wattage	8.5W
Luminous efficacy	71.2 lm/W - 3000K
Light distribution	Wide beam 40°
Fitting	-
Light colour	White 3000K White 2700K I 4000K (on request)
Light hole	Ø 0.79"
Voltage connection	By driver (optional)
CRI	>90

**Note** Suitable for installation on surfaces max 0.79" deep.  
This product could be ordered with IP65 protection grade



Chalet Saaze d'Oulx - AB2ER, Lighting Aid



Il foyer, Piazza Teatro alla Scala - Michael Vincent Uy MVUY - Milan