


GENIUS BASIC FLAT

Genius Basic Flat is a totally disappearing, recessed downlight for indoor installation, and the most compact of the Genius family with a thickness of just 2.0". The light emission hole (Ø0.79") allows direct access for maintenance, thanks to a new system which makes removal and replacement easy and no need for any inspection hatch.



TECHNICAL DATA

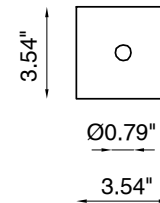
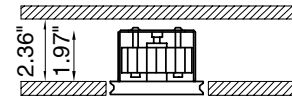
Wattage / Input	4W (500mA)
Power Supply	Remote, not included. See page 2.
Construction	Body: Coral®
CCT	3000K (2700K, 4000K on request)
CRI	>90
Delivered Lumens	239 lm (24°, 3000K)
Efficacy	59.8 lm/W
Optics	24° beam
Finishes	Unfinished
Cut-Out Dimensions	3.94" x 3.94"
Fixture Dimensions	3.54" l x 3.54" w x 2.36" h
Aperture	Ø0.79"
Fixture Weight	1.43 lbs
LED Source	1 COB LED Removable Cartridge
IP Rating	IP20

The body is made of Coral® a unique patented composite material made from natural minerals and aggregating elements.

Additionally, Coral® is:

- Extreme resistance to high temperatures and thermal shock.
- Highly impervious to knocks and scratches.
- Can easily be decorated with any type of paint (water or spirit based).
- Made of non-toxic materials and is non-allergic.
- Does not produce fumes, even in case of fire.
- Naturally dust repellent.

Ceiling Cut-Out: 3.94" x 3.94"
Fixture Dimensions:



ORDERING INFORMATION

Example: BU1887.004R24M30WD.US. Accessories / Power Supplies ordered separately.

BU1887.004R24M		WD.US
Model No.	CCT	
BU1887.004R24M	30 - 3000K (standard) 27 - 2700K (on request) 40 - 4000K (on request)	WD.US

Job Name/Date:

Fixture Type Designation:

SUGGESTED POWER SUPPLIES

500mA

Part Number	Description	Input/Output	# of Fixtures
PPLT00466-P	0-10V Dimming to 1.0%	120-277VAC to 500mA, 10W, Class 2	1-2
PPLT00497	Phase Dim (120V Only)	120VAC to 500mA, 12W, Class 2, DAMP	1-3
PPLT00467-P	0-10V Dimming to 1.0%	120-277VAC to 500mA, 50W, Class 2, DAMP	1-8
PPLT00561-P	0-10V Dimming to 0.1%	120-277VAC to 500mA, 100W, Class 2	1-8

Suggested Lutron Compatible Drivers

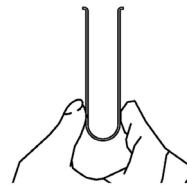
Part Number	Option	Lutron SKU	Dim Range	Description	Input/Output	# of Fixtures
PPLT00259	L3DAE / L3DA3W	L3DA	100%-1%	Hi-Lume™ 1% EcoSystem™ or 1% 3-Wire LED Driver	120-277VAC, 10W	2-2
PPLT00195	L3DAE / L3DA3W	L3DA	100%-1%	Hi-Lume™ 1% EcoSystem™ or 1% 3-Wire LED Driver	120-277VAC, 19W	3-4
PPLT00180	L3DAE / L3DA3W	L3DA	100%-1%	Hi-Lume™ 1% EcoSystem™ or 1% 3-Wire LED Driver	120-277VAC, 27W	6-6

For other power supply options consult factory.

ACCESSORIES

Installation - Consult Factory for Back Box

Maintenance



C6916
LED Slug Removal Tool

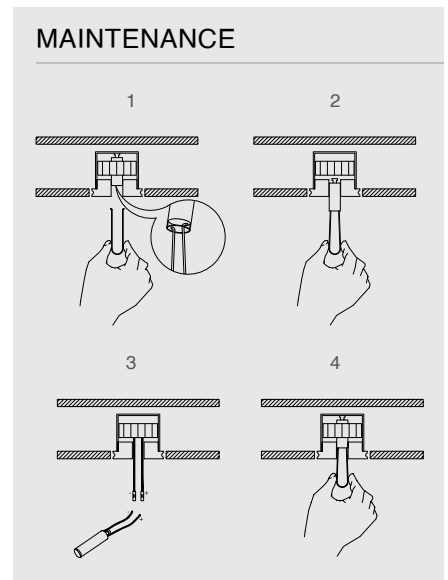
REPLACEMENT BULBS

Example: **MBGB2-L150-30.UL.US**

Model No.

MBGB2-L150-27.UL.US - Replacement Lamps - 2700K, 24°

MBGB2-L150-30.UL.US - Replacement Lamps - 3000K, 24°



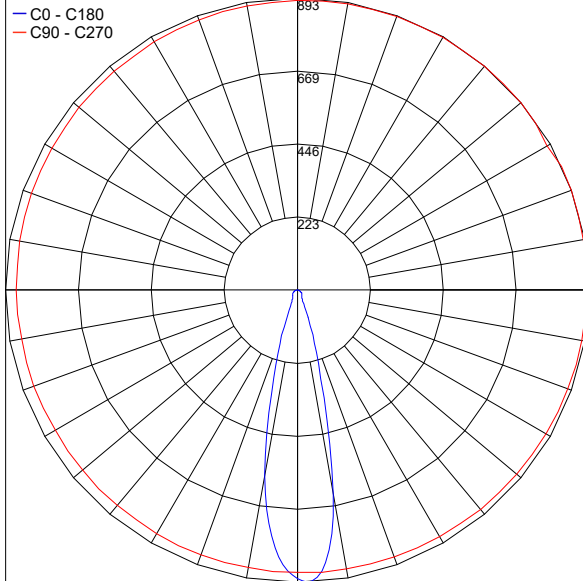
Job Name/Date:

Fixture Type Designation:

PHOTOMETRIC DATA

Note: All photometry is 3000K

Maximum Candela = 892.6



PHOTOMETRIC FILENAME : GENIUS BASIC FLAT 4W 24° - BU1887.IES

Job Name/Date:

Fixture Type Designation: